

Hookloader T26 Pioneer & Pk Crane PK8500



Renault Renault K FT K 380 P8X4 HEAVY.44 E3

EMPT 4.6
RENAULT

HOOKLOADER T26 PIONEER & PK CRANE PK8500

RENAULT K FT K 380 P8X4 HEAVY.44 E3 EMPT 4.6

NOUVEAU

SUR COMMANDE



DÉTAIL INFORMATION DE L'OFFRE

Détail d'emplacement

82300 - France 

Distributeur

PALFINGER EMEA GmbH



Disponibilité

Sur commande

Type produit

nouveau

Email du distributeur

sales@palfinger.com

Numéro de téléphone du distributeur

004366488345792

Sous réserve de vente et de modifications
préalables!

Date d'impression: 5 avr. 2026, 19:30:09

PALFINGER

PK 8500 PERFORMANCE

**STRONG AND
VERSATILE**

LIFETIME EXCELLENCE



MAXIMAL LIFTING CAPACITY

Its perfect ratio of dead weight to lifting capacity makes the PK 8500 Performance the yardstick for its class. High-strength fine-grained structural steel and its numerous equipment features result in precise and flexible performance even under demanding conditions. PK 8500 Performance – a strong partner to help you handle any job.





PRECISE AND FLEXIBLE IN SERVICE

10 Highlights



High Speed Extension

For efficient assignments

The High Speed Extension speeds up the extension boom system. Crane works faster and more efficiently.



Coating technology

Top quality surface protection at a glance

The KTL coating lays the foundation for a perfect surface protection. Afterwards the components are either coated in the powder-coating facility or are finished with a two-components-topcoat. High value retention and excellent corrosion protection for the whole life of a crane.



Radio control

Dialogue with the operator

The optional radio control system with digital data transmission provides maximum safety and convenience. The display which is integrated in the control console informs the crane operator continuously about the current capacity status of the crane.

In combination with the radio control system, the load sensing proportional valve enables the crane to be adjusted with great sensitivity.



Hose equipment for accessories

Versatile and user-friendly

This option provides the oil supply for accessories. The hoses are routed in compact hose troughs and are therefore well protected.



Ergonomic crane control

All information at a glance

The operating levers for all crane functions are arranged ergonomically on the console. This facilitates comfortable, efficient working. The control console is mounted so that it is easy to service.

Central lubrication

Optimised lubrication

For all bearings in the base frame.



Internally routed oil ducts

Maximum protection thanks to compact design

The internally routed oil passages make it possible to have a compact design for the extension system and ensure perfect protection from damage.

Large outrigger widths

For optimum stability

The PK 8500 Performance can be fitted on any current truck chassis. Outrigger widths of 3.2 m (10' 6") or 5.6 m (18' 4") are optional.



PAL 50

Comfort and safety

The optional PALTRONIC 50 electronic control system is a real advance in safety and convenience.

Hydraulic overload safety device

In-built safety function

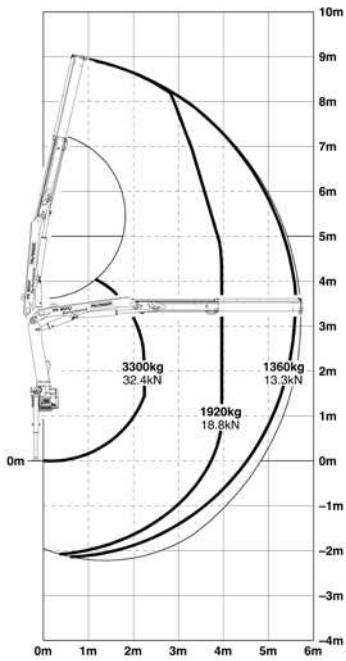
Also available as an option is the hydraulic over-load safety device. In the event of overloading it immediately blocks any movements which would increase the load moment.

PK 8500

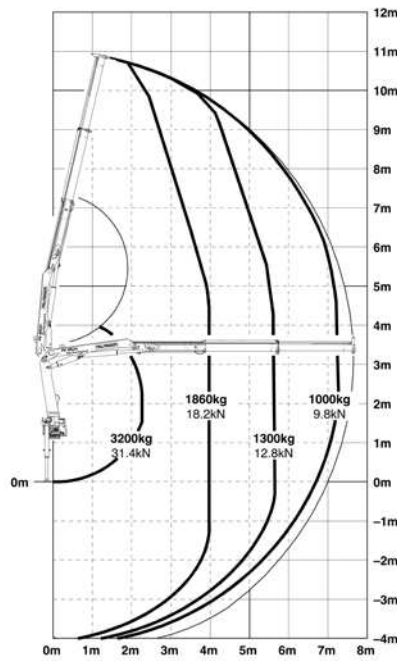
PERFORMANCE

Versatile equipment.

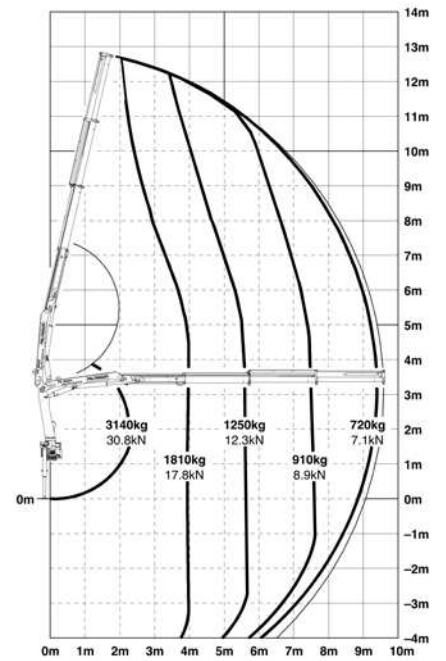
PK 8500 Performance



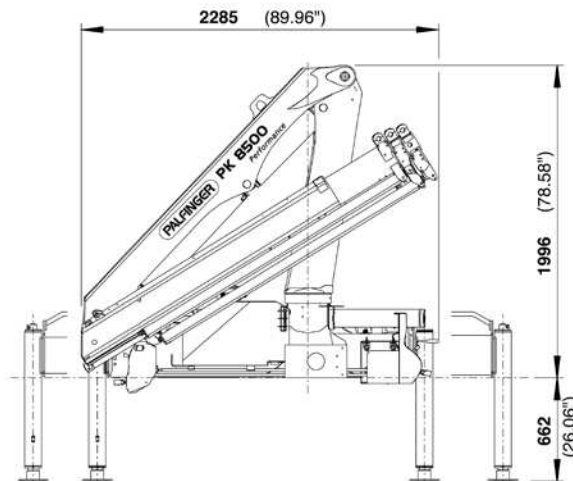
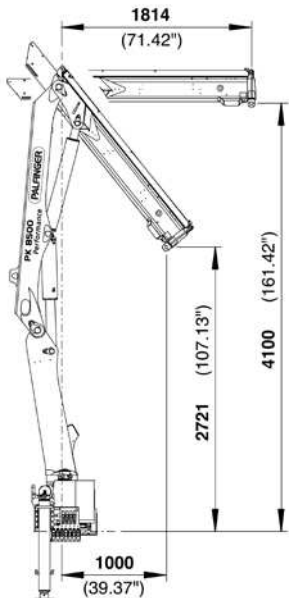
PK 8500 A Performance



PK 8500 B Performance



DIMENSIONS



Lifting capacities

max.		3300 kg	7280 lbs	STD
4.0 m	13' 1"	1920 kg	4230 lbs	
5.6 m	18' 4"	1360 kg	3000 lbs	

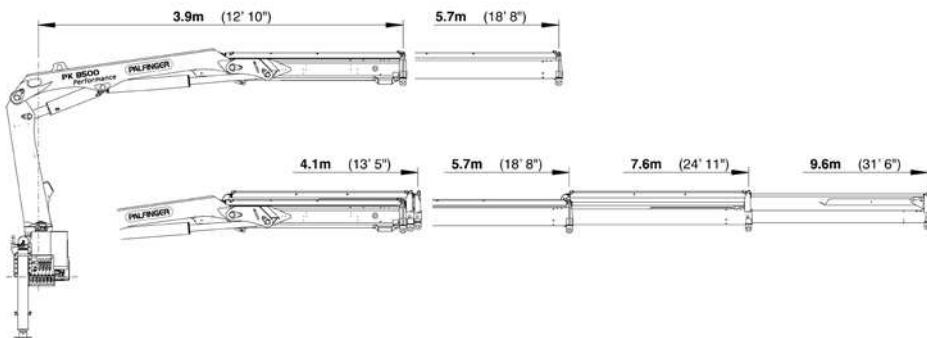
max.		3200 kg	7050 lbs	A
4.0 m	13' 1"	1860 kg	4100 lbs	
5.6 m	18' 4"	1300 kg	2870 lbs	
7.5 m	24' 7"	1000 kg	2200 lbs	
9.5 m*	31' 2"	740 kg	1630 lbs	
11.5 m*	37' 9"	400 kg	880 lbs	
13.1 m*	42' 12"	150 kg	330 lbs	

max.		3140 kg	6920 lbs	B
4.0 m	13' 1"	1810 kg	3990 lbs	
5.6 m	18' 4"	1250 kg	2760 lbs	
7.5 m	24' 7"	910 kg	2010 lbs	
9.4 m	30' 10"	720 kg	1590 lbs	
11.5 m*	37' 9"	400 kg	880 lbs	
13.1 m*	42' 12"	150 kg	330 lbs	

Technical specifications EN 12999 H1-B3

Max. lifting moment	7.6 mt/75.0 kNm	55300 ft.lbs
Max. lifting capacity	3300 kg/32.4 kN	7280 lbs
Max. hydraulic outreach	9.6 m	31' 6"
Slewing angle	400°	
Slewing torque	0.9 mt/9.0 kNm	6640 ft.lbs
Outreach	5.7 m	18' 8"
Stabilizer spread standard	3.2 m	10' 6"
Stabilizer spread max	5.6 m	18' 4"
Fitting space required	0.66 m	2' 2"
Width folded	2.3 m	7' 7"
Max. operating pressure	315 bar	4568 psi
Recommended pump capacity	from 25 l/min to 35 l/min 7.7	6.6 US gal./min 9.2 US gal./min
with RC- and LS-system	from 40 l/min to 50 l/min	10.6 US gal./min 13.2 US gal./min
Dead weight standard crane	875 kg	1930 lbs

EXTENSION BOOM VARIATIONS

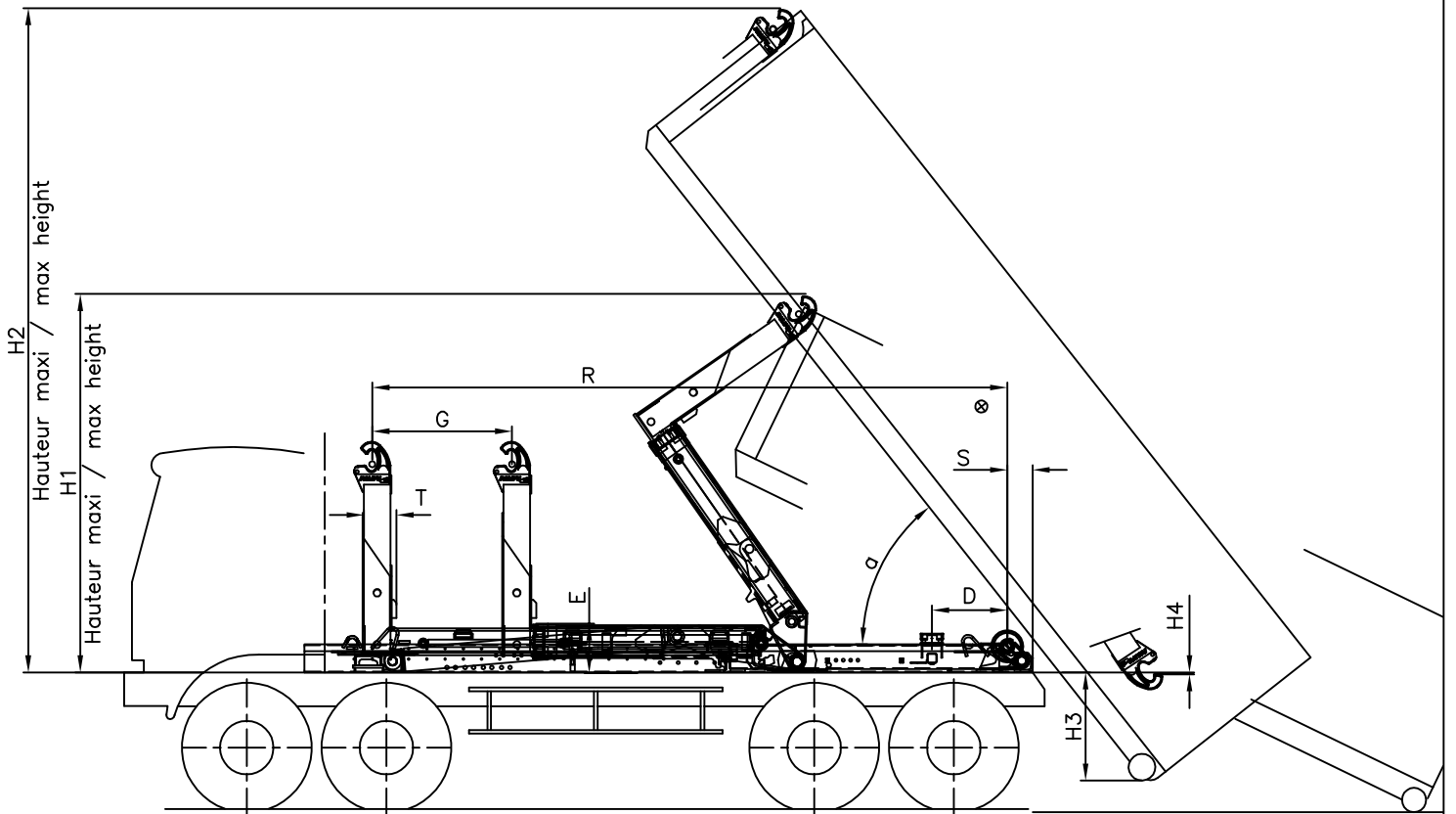
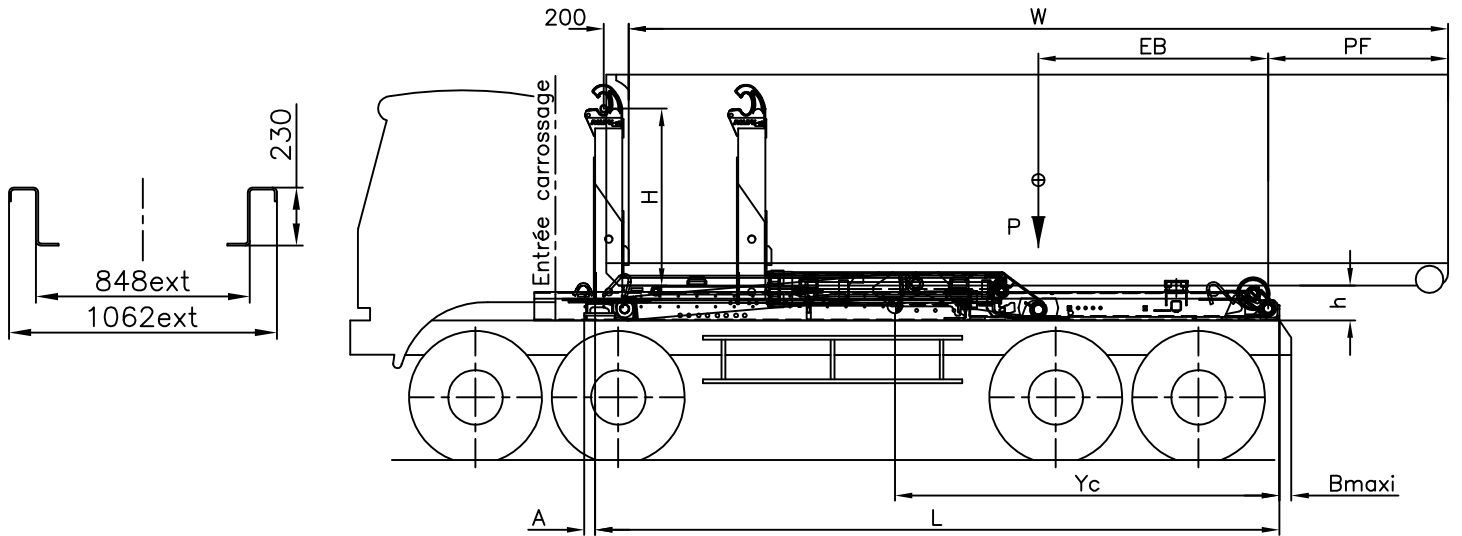


PK 8500

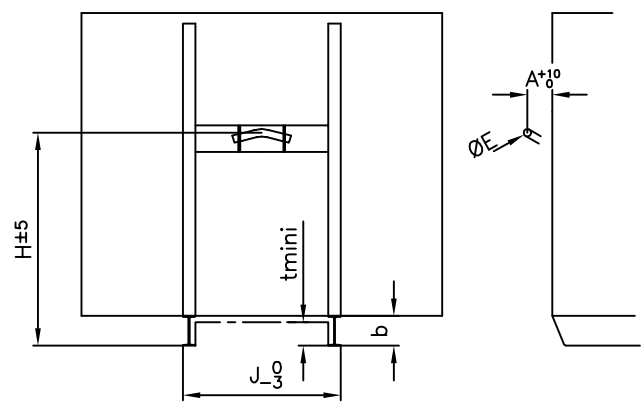
*mechanical extension

KP-PK8500M2+EN

Cranes shown in the leaflet are partially optional equipped and do not always correspond to the standard version. Country-specific regulations must be observed. Dimensions may vary. Subject to technical changes, errors and translation mistakes.



Hauteur d'anneau / Hook height	H(mm)	1425
Largeur de berce / Cradle external width	J(mm)	1060
Hauteur de berce / Cradle height	b(mm)	180/200
Hauteur du tunnel / Tunnel clearance	t(mm)	180
Déport d'anneau / ring offset	A(mm)	200
Diamètre de l'anneau / ring diameter	E(mm)	50/60



Nota : Caractéristiques données à titre indicatif. Document non contractuel. En fonction de l'évolution technique de ses produits, la S.A. GUIMA se réserve le droit de modifier les caractéristiques ci-dessus sans préavis.
 Note : Specifications are only given for guidance. This document is not contractual. According to technical development of its products, GUIMA reserves the right for itself to change the above specifications without previous notice.

Benne/Container

 Haut. d'anneau / Hook height : 1425
 Haut. de châssis / Chassis height : 1150

REFERENCE	Long./length Equipt.	Entr'axe base
T26 PI	5510	1855
T26 PI	5760	1905
T26 PI	6010	2055
T26 PI	6160	2095
T26 PI	6310	2155
T26 PI	6610	2355
T26 PI	6760	2395

MAXI	
Bras sorti / Arm out	
L1 maxi *	Porte à faux bascul./tipping overhang
6600	1445
7000	1595
7200	1545
7400	1595
7600	1645
7800	1545
8000	1595

MINI*	
Bras rentré / Arm in	
L1 mini *	Porte à faux bascul./tipping overhang
4400	400
4600	450
4600	300
4800	350
5000	400
5200	450
5200	300

MINI AV**	
Bras sorti / Arm out	
L1 mini *	Entr'axe base
5400	2455
5600	2605
5800	2755
6000	2795
6200	2855
6400	3055
6600	3105

* sous réserve de vérification de la répartition des charges en fonction du véhicule / These dimensions must be confirmed by the vehicle load distribution

** Equipement avec verrouillage hydraulique arrière / Unit with rear hydraulic locking

Equipement/Equipment

REFERENCE	Long./length Equipt.	Crochet à Poulie/hook to pulley		Cotes de l'appareil / Equipment size				Angle bascul. / tipping angle	Dépassement Av. / front exceeding
		L.	R	T	D	S	G		
T26 PI	5510	5235	270	620	210	1151	52°	89	
T26 PI	5760	5485	270	770	210	1251	50°	0	
T26 PI	6010	5735	270	770	210	1351	50°	0	
T26 PI	6160	5885	270	920	210	1351	48°	0	
T26 PI	6310	6035	270	920	210	1351	48°	0	
T26 PI	6610	6335	270	920	210	1501	48°	0	
T26 PI	6760	6485	270	1020	210	1501	49°	0	

Hauteurs/Height

REFERENCE	Long./length Equipt.	Pose- Dépose/Load- Unload	Bennage / Tipping	Ordre de route/under cradle	Benne basculée/contai- ner tipping	Décrochage / Unhooking	H4	E
T26 PI	5510	3126	5497	280	-925	-39	401	
T26 PI	5760	3126	5606	280	-999	-39	401	
T26 PI	6010	3251	5796	280	-961	43	401	
T26 PI	6160	3226	5812	280	-961	52	401	
T26 PI	6310	3379	5926	280	-995	126	401	
T26 PI	6610	3509	6147	280	-921	209	401	
T26 PI	6760	3476	6337	280	-987	216	401	

Equipement sur véhicule/Equipment on vehicle

REFERENCE	Long./length Equipt.	Charge nominale / rated load	Véhicule / Vehicle	Charge maxi Essieu Ar./Rear axle max load	CdG équipement/CdG equipment	Poids équipement / equipment weight	B max
	5510	26 T	32 à 40T	21T	2855	2780	220
	5760				2980	2780	230
	6010				3105	2820	230
	6160				3180	2900	240
	6310				3255	2930	240
	6610				3405	2980	240
	6760				3480	3040	230

Nota : Caractéristiques données à titre indicatif. Document non contractuel. En fonction de l'évolution technique de ses produits, la S.A. GUIMA se réserve le droit de modifier les caractéristiques ci-dessus sans préavis.

Note : Specifications are only given for guidance. This document is not contractual. According to technical development of its products, GUIMA reserves the right for itself to change the above specifications without previous notice.