

MAN

**PK 1650 TEC**

**TGS 35.540 8X2H-6 BL CH**

CONTRACT NUMBER: PALDRIVE 729

NEW

ON REQUEST



**OFFER INFORMATION**

Location details

MCC-NORTH SOLEC, 86-050 - Poland

Dealer Name

Palfinger EMEA GmbH PL

Availability

On request

Product type

New

Contract number

Paldrive 729

Dealer E-mail

sales@palfinger.com

Dealer phone

004366488345792

**SPECIFICATION**

**All images are from a reference project  
Paldrive 729 will be available from  
November 2026**



**PK 1650 TEC**

Lifting moment	124,8 mt
Max. outreach incl. fly-jib	31,1 m
Lifting capacity	1600 kg/ 31,1 m
Swivel range	endless
Rope winch type	3,5 to



**MCC-INSTALLATION**

**low built platform**

Platform length	3.300 mm
Platform width	2.480 mm
Frontwall height	1.400 mm
Side- & rearwall height	600 mm

Prior sale and changes reserved!

Print date: Apr 5, 2026, 7:54:38 AM

**low built platform**

Loading height	1.200 mm
Platform floor	plywood, impregnated



MAN TGS 35.540 8X2H-6 BL

Power	540 HP
Gearbox	MAN TipMatic 12.28 OD
Wheelbase	1795/ 2980/ 1350 mm
Cabin	TM
GSR II options	included

**PRODUCT**

<b>Manufacturer</b>	Palfinger	<b>Lifting moment</b>	124,8 mt
<b>Model</b>	PK 1650 TEC	<b>Outreach / Lifting power</b>	31,1 m / 1.600 kg

**TRUCK**

<b>Truck manufacturer</b>	MAN	<b>Axes</b>	8x2*6
<b>Drivers cabine</b>	TM	<b>Gross vehicle weight</b>	32.000 kg
<b>Wheel base</b>	1.795 mm + 2.980 mm + 1.350 mm	<b>Dead weight</b>	31.200 kg
<b>Power</b>	540 HP	<b>Payload</b>	800 kg
<b>Emmission standard</b>	EURO 6	<b>Payload category</b>	<6t
		<b>Construction</b>	Heavy duty crane

## PK 1650 TEC

### HYDRAULICS & TECHNICS

- 8 hydraulic boom extensions (G)
- High-speed boom extension system with return oil recovery
- Swivel range endless
- Hydraulic support leg extension (max.support width 10.000 mm)
- Support legs can be swiveled hydraulically through 180°
- Additional hydraulic support (support width ca. 8.600 mm)
- Hose equipment for two additional devices including quick coupling (multi-faster)
- 3,5 to cable winch on the main arm (hydr. foldable)
- Rope length: 90m
- incl. preparation for EN280 workman basket operation

### ASSISTANCE SYSTEMS

- Paltronic 180
- HPSC + LOAD
- Remote controlled stabilizers
- CPS (cabin protection)
- FPS (Frame Protection System)
- P-FOLD (Folding Assistant)
- AOS (Active Oscillation Suppression)
- SRC (Synchronised Rope Control)
- RTC (Rope Tension Control)

### EQUIPMENT

- Palcom P6 radio remote control /9 functions with cross levers
- LED working lights on crane and fly-jib
- 11,0 to and 18,0 to load hooks

## PJ 240

### CONFIGURATION

- 6 hydraulic extensions (E)
- High-speed extension system with return oil recovery
- Hydr. tiltable upwards by 25°
- MFA-L - Multifunctional adapter
- 2-stranded rope equipment for the PJ 240
- incl. 2 premium working lights
- Hose equipment for two additional devices including quick coupling (multi-faster)



- 2-stranded rope equipment on the crane
- Painting RAL3020
- hydraulic oil tank 500 l

## INSTALLATION



- Palfinger MCC low build platform
- Platform inner dimensions: 3.300 mm x 2.480 mm
- Front wall: height 1.400 mm
- Side- and rearwalls height: 600 mm
- Platform floor 27 mm plywood, impregnated and sealed
- Various lashing options on the platform floor
- Loading height: 1.200mm
- 1 pair of Container locks
- 6 working lights
- 4 reversing lights
- Rear view camera
- Emergency power pack for workman basket operation
- Two-part telescopic ladder
- Trailer coupling: ROCKINGER Typ 400 G 150A
- 2 wheel chocks

## MAN TGS 35.540 8X2H-6 BL CH

- Engine: 540 HP, torque max. 2.650 Nm
- Gearbox: MAN TipMatic 12.28 OD + MAN pritarder
- Axle distance:  
1.795mm / 2.980mm / 1.350mm
- leaf suspension on front axles /  
air suspension on rear axles
- Fuel tank 390 l / AD-Blue 35l
- Tires 1st, 2nd & 4th axle: 385/65R22.5
- Tires driven axle: 315/80 R22.5

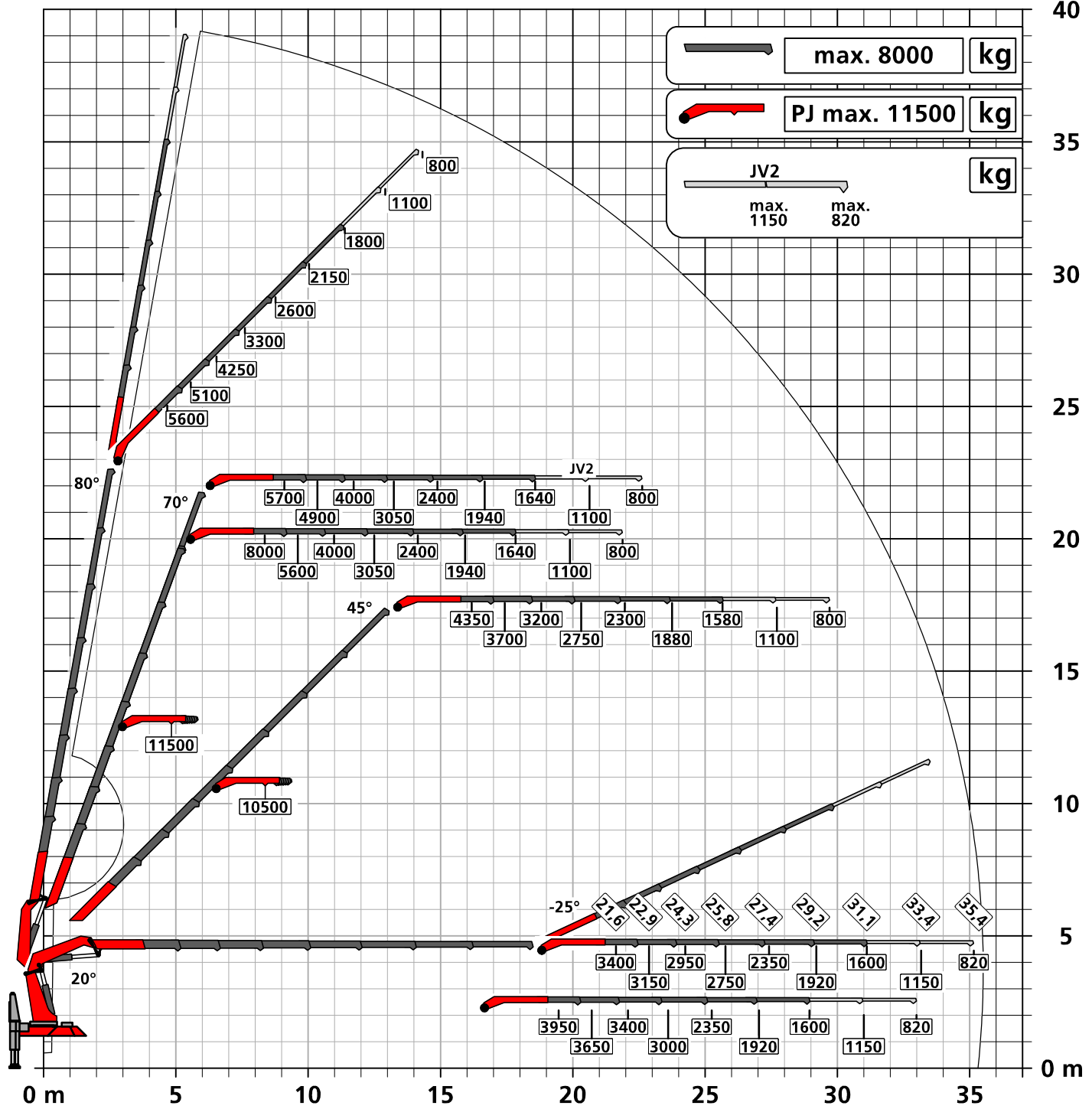


- Rims on all axles: Alcoa Durabright EVO, aluminium
- Cabin colour: RAL 9016 traffic white
- Cabin type: TM
- auxiliary heating: 4 kW
- Multifunctional steering wheel
- MAN Mediasystem Professional Navigation 12,3"
- GSR II options included

Konstruktionsänderungen vorbehalten, fertigungstechn. Toleranzen müssen berücksichtigt werden.

Krandarstellung symbolisch

**DPS-C**  
Dual Power System



Eigengewicht: JV2 97 kg

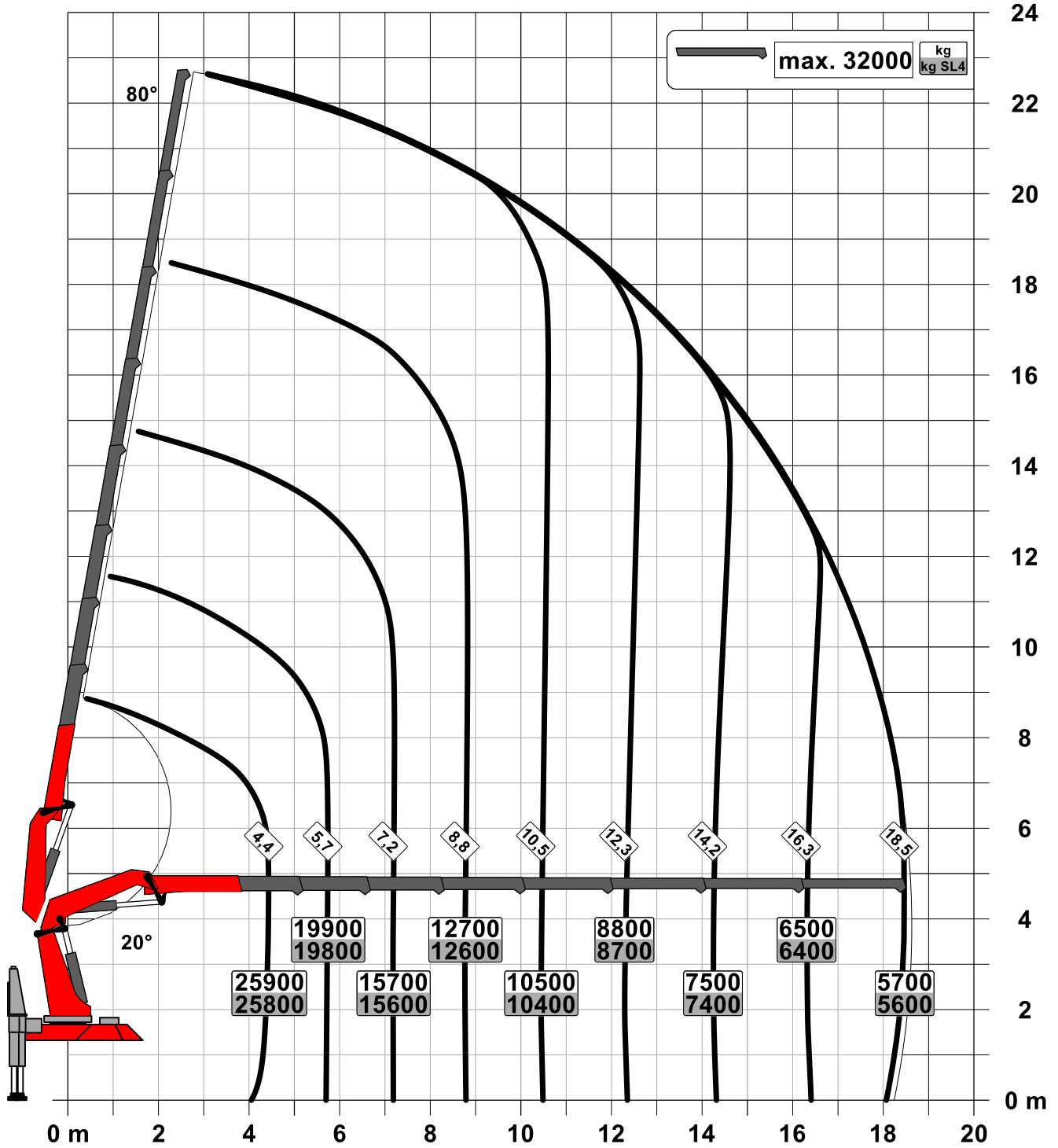
Die Tragkräfte laut Diagramm verringern sich bei Verwendung von mechanischen Verlängerungen um deren Eigengewicht. Die Tragkräfte laut Diagramm verringern sich bei Verwendung von Schlauchausrüstung am Fly-Jib.

Zulässige Traglasten für Seilwinde siehe Datenblatt

Seite 020.21000 3.5t

Konstruktionsänderungen vorbehalten, fertigungstechn. Toleranzen müssen berücksichtigt werden.

Krandarstellung symbolisch



Zulässige Traglasten für Seilwinde siehe Datenblatt

Seite 020.21000 3.5t

Seite 020.21100 4.5t


**PK 1650 TEC**

**UNLIMITED  
POSSIBILITIES  
THANKS TO  
MAXIMUM  
PRECISION**



# PK 1650 TEC

Premium **TEC**-nology to accomplish greatness – that's the PALFINGER PK 1650 TEC. This loader crane embodies decades of expertise, the latest technology, and the indomitable pioneering spirit that drives our development forward. With an astounding maximum outreach of 38.7 meters including the fly jib and a maximum lifting moment of 124.8 mt, the PK 1650 TEC sets new standards in the heavy-duty loader crane segment. But its true strength lies not only in its impressive performance data but also in its intelligence. Equipped with **PALTRONIC 180**, state-of-the-art control electronics, this loader crane is a masterpiece of safety and comfort. With assistance systems like the **LEVELING ASSISTANT**, **MEMORY POSITION**, and **SMART CONTROL**, it achieves a new level of efficiency and user-friendliness. Even in the most demanding operational scenarios, the PK 1650 TEC maintains control thanks to the sensitive control valve **LX-6**, allowing for precise steering. Dive into the future of lifting solutions – with the PK 1650 TEC, where innovation meets performance and the possibilities are limitless.



## SMART CONTROL\*

### Precise crane tip control with just one lever instead of individual ones to control functions

SMART CONTROL is the innovative and easier way to control the crane tip horizontally, vertically and diagonally in all directions with just one lever movement. The system recognizes by itself heavy loads on the hook and automatically compensates the deflection of the crane. This means that precise work can be carried out even more comfortably. The fly jib can be controlled as usual. This makes controlling a crane much easier.



## MEMORY POSITION\*

### Storage of up to 4 crane positions for more efficient work

With MEMORY POSITION, the operator can save defined crane positions including fly jib and rope winch for each operation and approach them exactly by using only one or two levers. Regardless of whether previously saved without a load and then start up again with a load, the system automatically compensates for the respective deflection. Positions that are often the same, like above the loading area of the truck, can also remain saved and do not have to be set new each time.



## LEVELING ASSISTANT\*

### Up to 80 % time savings when leveling the vehicle

The LEVELING ASSISTANT simplifies the stabilizing process overall by optimally leveling the vehicle. The process itself takes place through pulsating movements of the stabilizer cylinders. With just one lever movement on the remote control, optimal leveling is achieved by pulsating movements of the stabilizers. In order to achieve the best possible vehicle inclination for each individual application, the operator can choose between two versions, „steep position“ or „HPSC“.



## P-FOLD\*

### Perfectly ready for use with just one lever

The P-Fold assistance system makes folding and unfolding a breeze for the operator. With just one lever movement, the TEC crane can be laid apart and folded up again quickly and without damage. This reduces set-up time to a minimum. The RTC (Rope Tension Control) system is an ideal addition if a rope winch is existing.



## P-PROFILE

### Lightweight construction in perfection

The polygonal or teardrop-shaped P-profile is the signature feature of the PALFINGER TEC-range. The torsion-resistant profile shape ensures a torsionally stable and at the same time lighter extension boom system. This results in a lower crane weight with higher performance. The extension booms also slide much better regarding the special shape and the self-lubricating plastic packages. This also means a particularly low-maintenance. The P-profile thus enables more efficient use in everyday work.



## DOUBLE CIRCUIT SYSTEM

### Always Full Performance

The Double Circuit Hydraulics System prevent hydraulic undersupply that may occur when operating multiple functions simultaneously, thanks to its doubled flow rate. This solution enables an unparalleled working speed, allowing even demanding tasks to be effortlessly carried out. Simultaneous operation of multiple functions becomes effortless, without compromising precision or reliability.



## SRC & RTC\*

### More comfort in rope winch operation

The Synchronized Rope Control (SRC) maintains the distance between pulley head and hook blocks constant while the crane is being operated. In this way, the operator always has the certainty that the distance to the load remains constant. The Rope Tension Control (RTC) extends operator comfort by automatically controlling the rope length at any time and at any position. The combination of these two systems significantly increases the comfort for the operator and also increases the efficiency of each rope winch operation.



## DUAL POWER SYSTEM (DPS-P / DPS-C)\*

### Full lifting power for efficient fly jib operation

The Dual Power System enables a significant increase of lifting capacity on the fly jib. The system shows its strengths in the TEC crane with fly jib, especially with large outreach, and increases the areas of application. While DPS-Plus recognizes two positions of the last extension boom and uses two pressure ranges, DPS-C can continuously select the pressure range that suits the respective position and get even more lifting power out of the TEC crane at any time.



## CONTINUOUS SLEWING SYSTEM

### Unrestricted Movement

The continuous slewing system offers full flexibility and efficiency in any operation. This feature enables faster unloading, as the crane can be slewed to the desired position using the shortest possible route. This means working in almost any direction without having to reposition the vehicle.



## AOS\*

### Oscillation-free work

Active Oscillation Suppression (AOS) is a patented assistance system from PALFINGER, which compensates vibrations and shocks in the vertical direction during crane operation. This reduces backswing to a minimum and ensures a consistently high standard of safety when transporting a load or emptying big bags.



## MEXT & WEIGH\*

### Extended gain in safety and comfort

Thanks to the assistance systems MEXT & WEIGH, working is even safer and more comfortable. MEXT monitors the mechanical extensions and integrates them into the overload protection. On the one hand, the outreach is increased and, on the other hand, the maximum load capacity is adapted to the respective extension. WEIGH enables the load to be weighed directly at the crane tip. It is also possible to summarize the last ten loads with the date and time.



## BODY BUILDING BY EXPERTS

### Know-how and expertise from professionals

PALFINGER body builders and the Mounting Competence Center get the maximum performance out of every TEC crane with a well thought-out vehicle body. Carefully matched individual components create a complete overall solution.



## PALFINGER EQUIPMENT

### Perfectly coordinated crane tools for more efficient, more comfortable and safer work

We know - our customers are professionals, and professionals will only be satisfied with the best equipment to make TEC cranes a multifunctional solution. No matter what the application is, if required, we have the right equipment for the perfect overall solution.

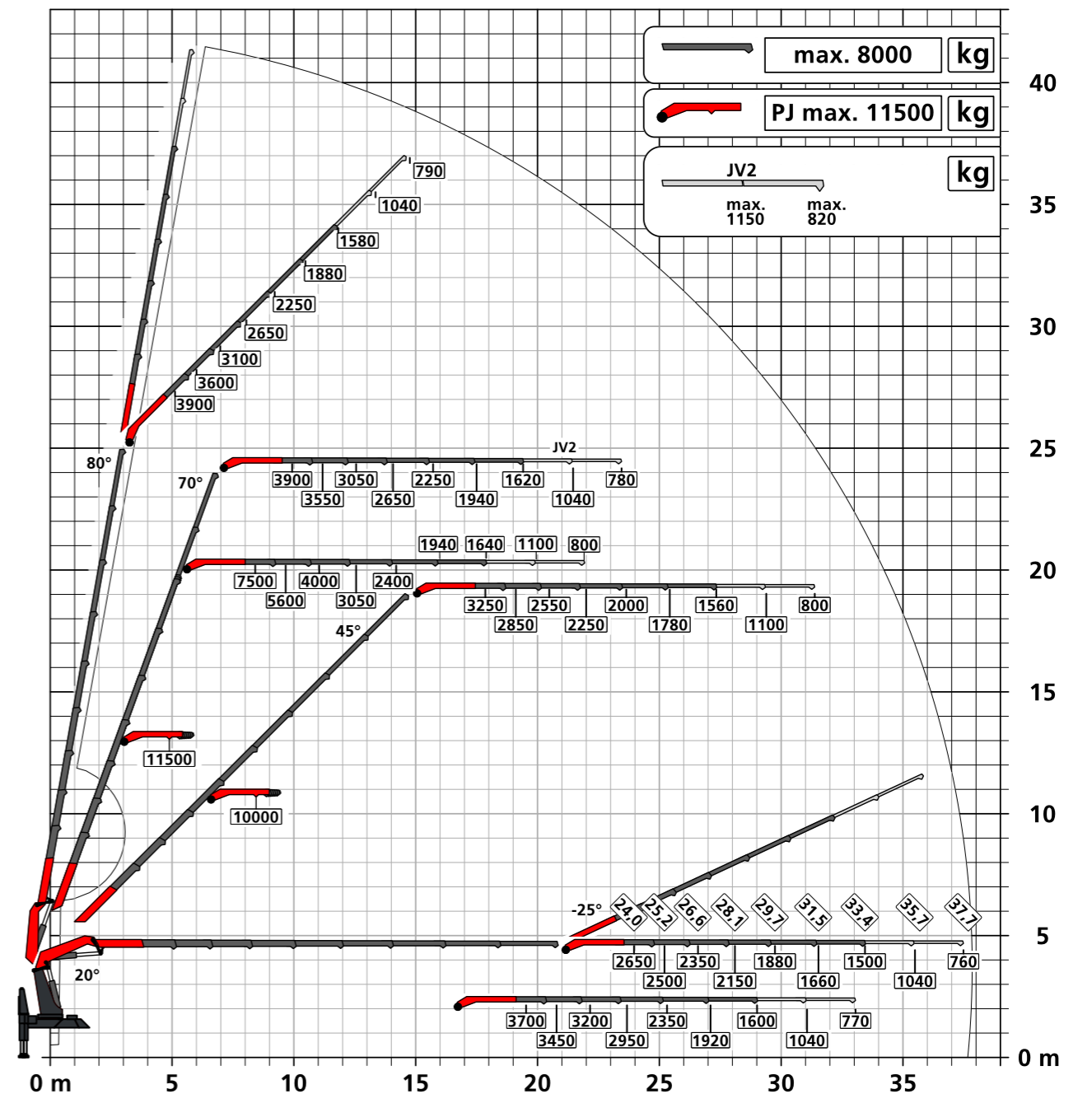


## HPSC-PLUS\*

### Maximum utilization of the working area

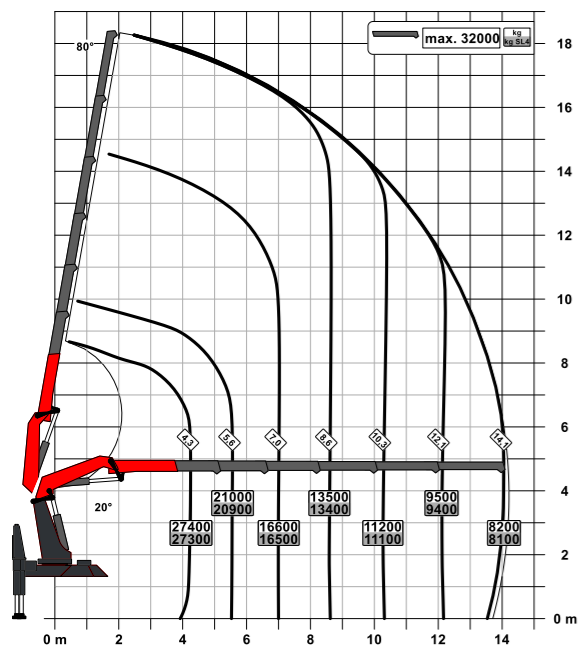
HPSC-Plus offers three modules to expand the proven stability system HPSC. Due to load detection (LOAD), length measurement system (GEOM) or stabilizer force detection (FSTAB) the lifting capacity of the TEC-range can be fully utilized at every point on the stability curve, regardless of whether space conditions are tight or not.

## PK 1650 TEC H PJ 240 € JV2 DPS-C

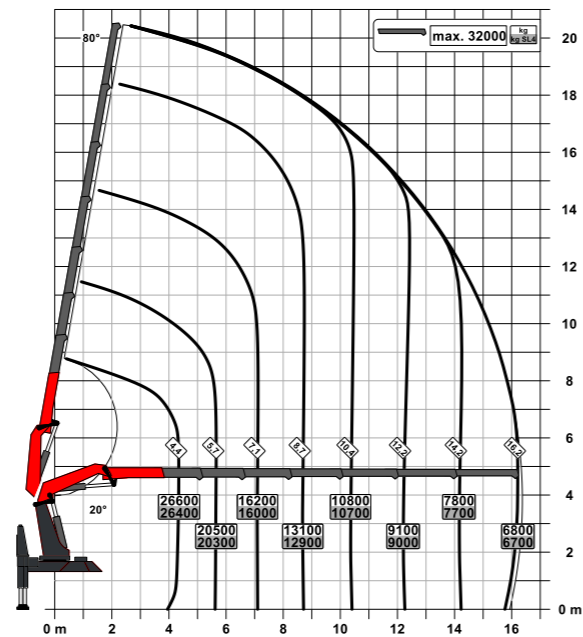


## LIFTING CAPACITY DIAGRAMS

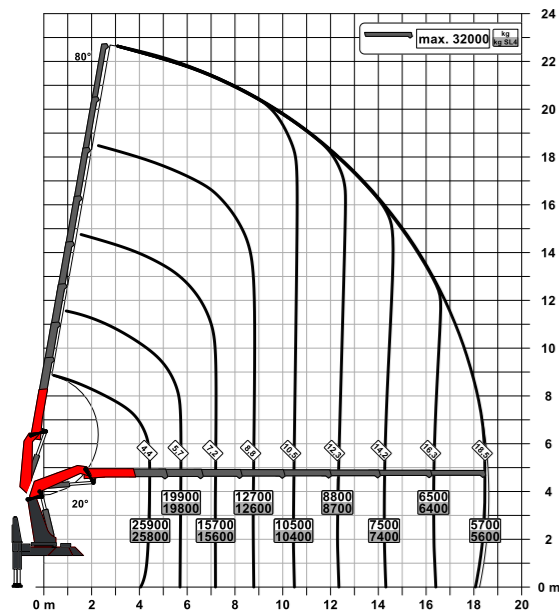
E



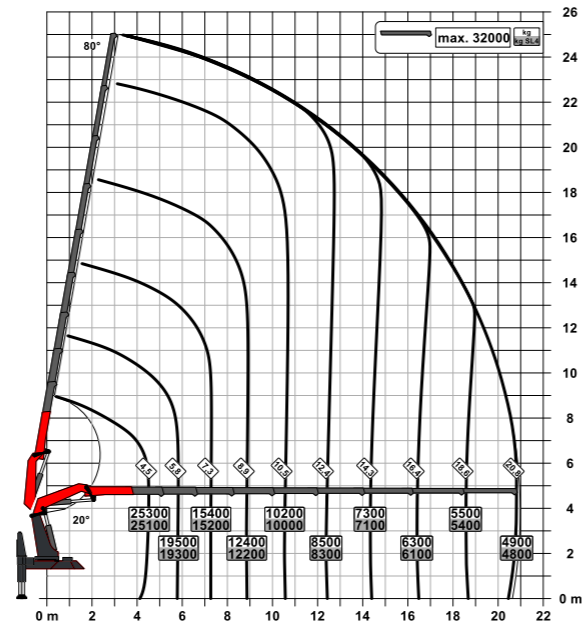
F



G



H



## TECHNICAL SPECIFICATIONS

EN 12999 HC1 HD5/S1

Max. lifting moment	124.8 mt / 1,224.3 kNm
Max. lifting capacity	32,000 kg / 313.9 kN
Max. hydraulic outreach	21.0 m
Max. outreach with fly jib and mech. extension (JV2)	38.7 m
Slewing angle	continuous
Slewing torque	12.0 mt / 117.8 kNm
Stabilizer spread (Std.)	10.0 m
Fitting space required (Std.)	2.7 m
Crane width folded	2.55 m
Max. operating pressure	385 bar
Recommended pump capacity	from 100 l/min to 120 l/min
Dead weight (Std.)	from 11,610 kg

## FLY JIB

Version	PJ 240	PJ 300
PK 1650 TEC F		F
PK 1650 TEC G	E	
PK 1650 TEC H	E	

## EQUIPMENT VERSION

### STANDARD

- PALCOM P7
- FLOW
- PALTRONIC 180
- Control valve LX-6
- Double Circuit System
- Soft Stop
- High Power Lifting System S-HPLS (+15 %)
- Powerlink Plus
- DPS-Plus at fly jib
- Inclination Angle Monitoring IAM
- Slewing Angle Monitoring SAM
- Boom Angle Monitoring BAM
- Stabilizer Extension Monitoring SEM

### OPTIONAL

- SMART CONTROL
- MEMORY POSITION
- LEVELING ASSISTANT
- P-FOLD
- Workman Basket
- Fall Protection Mode FPM
- Active Oscillation Supression AOS
- High Performance Stability Control HPSC-PLUS LOAD | GEOM | FSTAB
- Synchronised Rope Control SRC
- Rope Tension Control RTC
- Dual Power System Continuous DPS-C at fly jib with BEM
- Mechanical Extension Monitoring MEXT
- Load weighing function WEIGH
- Boom Extension Monitoring BEM
- Multifunction adapter fly jib MFA-J
- Rope winch 2,5 t / 3,5 t

KP-PK1650TECM1+EN  
03/2024

Cranes shown in the leaflet are partially optional equipped and do not always correspond to the standard version. Country-specific regulations must be observed. Dimensions may vary. Subject to technical changes, errors and translation mistakes.