

MAN

PK 880 TEC

TGS 35.520 8X2H-6 BL CH

CONTRACT NUMBER: PALDRIVE 659

NEW

IN PRODUCTION



OFFER INFORMATION

Location details

MCC-NORTH SOLEC, 86-050 - Poland

Dealer Name

Palfinger EMEA GmbH PL



Product type

New

Contract number

Paldrive 659

Dealer E-mail

sales@palfinger.com

Dealer phone

004366488345792

SPECIFICATION

**All images are from a reference project
Paldrive 659 will be ready for delivery
from week 32 /2026**



PK 880 TEC

Lifting moment	82,8 mt
Max. outreach incl. fly-jib	32,1 m
Lifting capacity	1010 kg/ 32,1 m
Swivel range	endless
Rope winch type	2,5 to



MCC-INSTALLATION

low built platform

Platform length	5.600 mm
Platform width	2.480 mm
Frontwall height	1.400 mm
Side- & rearwall height	400 mm

Prior sale and changes reserved!

Print date: Apr 5, 2026, 7:43:09 AM

low built platform

Loading height	1.140 mm
Platform floor	plywood, impregnated



MAN TGS 35.520 8X2H-6 BL

Power	520 HP
Gearbox	MAN TipMatic 12.28 OD
Wheelbase	1795/ 2980/ 1350 mm
Cabin	TM
GSR II options	included

PRODUCT

Manufacturer	Palfinger	Lifting moment	82,8 mt
Model	PK 880 TEC	Outreach / Lifting power	32,1 m / 1.010 kg

TRUCK

Truck manufacturer	MAN	Axes	8x2*6
Drivers cabine	TM	Gross vehicle weight	32.000 kg
Wheel base	1.795 mm + 2.980 mm + 1.350 mm	Dead weight	26.000 kg
Power	520 PS	Payload	6.000 kg
Emmission standard	EURO 6	Payload category	6t - 15t
		Construction	Crane and platform

PK 880 TEC

HYDRAULICS & TECHNICS

- 8 hydraulic boom extensions (G)
- High-speed boom extension system with return oil recovery
- Swivel range endless
- Hydraulic support leg extension (max.support width 8.600 mm)
- Support legs can be swiveled hydraulically through 180°
- Additional hydraulic support (support width ca. 7.100 mm)
- Hose equipment for two additional devices including quick coupling (multi-faster)
- 2,5 to cable winch on the main arm (hydr. foldable)
- Rope length: 80 m

ASSISTANCE SYSTEMS

- Paltronic 180
- HPSC + LOAD
- Remote controlled stabilizers
- CPS (cabin protection)
- FPS (Frame Protection System)
- P-FOLD (Folding Assistant)
- AOS (Active Oscillation Suppression)
- SRC (Synchronised Rope Control)
- RTC (Rope Tension Control)

EQUIPMENT

- Palcom P6 radio remote control /9 functions with cross levers
- LED working lights on crane and fly-jib
- 11,5 to load hook
- 2-stranded rope equipment on the crane
- Painting RAL 3020
- hydraulic oil tank 300 l

PJ 150

CONFIGURATION

- 6 hydraulic extensions (E)
- High-speed extension system with return oil recovery
- Hydr. tiltable upwards by 25°
- MFA-L - Multifunctional adapter
- 1-stranded rope equipment for the PJ 150
- incl. 2 premium working lights
- Hose equipment for two additional devices including quick coupling (multi-faster)



INSTALLATION



- Palfinger MCC low build platform
- Platform inner dimensions: 5.600 mm x 2.480 mm
- Front wall: height 1.400 mm
- Side- and rearwalls height: 400 mm
- Platform floor 27 mm plywood, impregnated and sealed
- Various lashing options on the platform floor
- Loading height: 1.140 mm
- 1 pair of Container locks, extendable to 3 m width
- 6 working lights
- 2 reversing lights
- Rear view camera
- retractable ladder
- Trailer coupling: ROCKINGER Typ 400 G 150A
- 2 wheel chocks

MAN TGS 35.520 8X2H-6 BL CH

- Engine: 520 HP, torque max. 2.650 Nm
- Gearbox: MAN TipMatic 12.28 OD + MAN pritarder
- Axle distance:
1.795mm / 2.980mm / 1.350mm
- leaf suspension on front axles /
air suspension on rear axles
- Fuel tank 390 l / AD-Blue 35l
- Tires 1st, 2nd & 4th axle: 385/65R22.5
- Tires driven axle: 315/80 R22.5
- Rims on all axles: Alcoa Durabright EVO,
aluminium
- Cabin colour: RAL 9016 traffic white
- Cabin type: TM
- auxiliary heating: 4 kW
- Multifunctional steering wheel



- MAN Mediasystem Professional Navigation
12,3"
- GSR II options included

Konstruktionsänderungen vorbehalten, fertigungstechn. Toleranzen müssen berücksichtigt werden.

Krandarstellung symbolisch

DPS-C

Dual Power System



Eigengewicht: JV1
40 kg

Die Tragkräfte laut Diagramm verringern sich bei Verwendung von mechanischen Verlängerungen um deren Eigengewicht.
Die Tragkräfte laut Diagramm verringern sich bei Verwendung von Schlauchausrüstung am Fly-Jib.



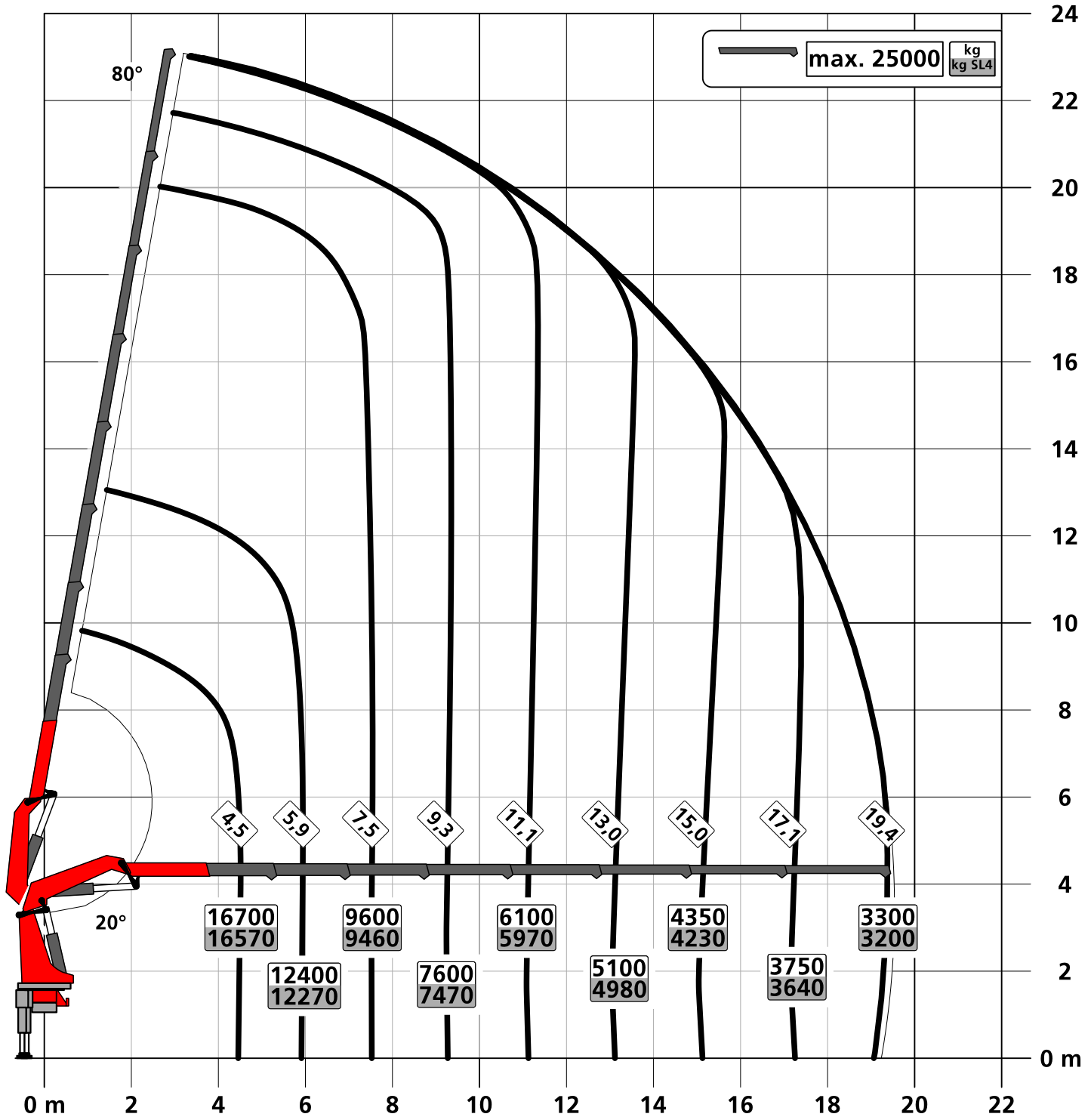
Zulässige Traglasten für Seilwinde siehe Datenblatt

Seite 020.21000 2.5t

Seite 020.21100 3.5t

Konstruktionsänderungen vorbehalten, fertigungstechn. Toleranzen müssen berücksichtigt werden.

Krandarstellung symbolisch



Zulässige Traglasten für Seilwinde siehe Datenblatt

Seite 020.21000 2.5t

Seite 020.21100 3.5t

PK 880 TEC

**PRECISION THAT
INSPIRES.
INTELLIGENCE
THAT DELIVERS.**



PK 880 TEC – PRECISION AND PERFORMANCE REDEFINED

The new PK 880 TEC stands out with its advanced design, cutting-edge technology, and peak precision. Its impressive lifting capacity and smart assistance systems push it beyond its performance class, making it the ideal solution for demanding applications.

Enhanced efficiency: SLEWING LOCK prevents crane movement within a predefined restricted area, helping to eliminate risks in dangerous zones. The **MEMORY POSITION** saves up to four crane positions, enabling fast, repetitive operations with maximum accuracy. The **LEVELING ASSISTANT** significantly reduces the time required to level the vehicle, ensuring optimal working conditions.

Additional safety is provided by the new assistance systems **HEIGHT & BOUND**, which make it easier than ever to define vertical and horizontal restriction zones, as well as **SUPPORT FORCE LIMIT** for precise monitoring and limiting of the support forces.

A new **LIGHTING SYSTEM**, featuring two work lights on the crane and fly jib, as well as LED strips under the knuckle boom, significantly improves visibility of the load and surroundings – ensuring maximum safety, even in low-light conditions.

With intelligent, high-performance features and top-tier precision, the PK 880 TEC sets new standards in efficiency and operator comfort.



SMART CONTROL*

Precise crane tip control with just one lever instead of controlling individual functions

SMART CONTROL is the innovative and easier way to control the crane tip horizontally, vertically and diagonally in all directions with just one lever movement. The system recognizes by itself heavy loads on the hook and automatically compensates the deflection of the crane. This means that precise work can be carried out even more comfortably. The fly jib can be controlled as usual. This makes controlling a crane much easier.



MEMORY POSITION*

Storage of up to 4 crane positions for more efficient work

With MEMORY POSITION, the operator can save defined crane positions including fly jib and rope winch for each operation and approach them exactly by using only one or two levers. Regardless of whether previously saved without a load and then start up again with a load, the system automatically compensates for the respective deflection. Positions that are often the same, like above the loading area of the truck, can also remain saved and do not have to be set new each time.



LEVELING ASSISTANT*

Up to 80 % time savings when leveling the vehicle

The LEVELING ASSISTANT simplifies the stabilizing process overall by optimally leveling the vehicle. The process itself takes place through pulsating movements of the stabilizer cylinders. With just one lever movement on the remote control, optimal leveling is achieved by pulsating movements of the stabilizers. In order to achieve the best possible vehicle inclination for each individual application, the operator can choose between two versions, „steep position“ or „HPSC“.



SUPPORT FORCE LIMIT*

Monitoring support forces for enhanced safety


SUPPORT FORCE LIMIT is a new assistance system for the crane that continuously measures support forces and alerts the operator in case of overload. This ensures that the permitted support loads – depending on ground conditions and the specific job site – are not exceeded. As a result, structural damage is prevented, and specific requirements for special operations can be precisely met.



P-FOLD*

Perfectly ready for use with just one lever

The P-Fold assistance system makes folding and unfolding a breeze for the operator. With just one lever movement, the TEC crane can be laid apart and folded up again quickly and without damage. This reduces set-up time to a minimum. The RTC (Rope Tension Control) system is an ideal addition if a rope winch is existing.



HPSC-PLUS*

Maximum utilization of the working area

HPSC-Plus offers three modules to expand the proven stability system HPSC. Due to load detection (LOAD), length measurement system (GEOM) or stabilizer force detection (FSTAB) the lifting capacity of the TEC-range can be fully utilized at every point on the stability curve, regardless of whether space conditions are tight or not.



DUAL POWER SYSTEM (DPS-C)*

Full lifting power for efficient fly jib operation

The Dual Power System enables a significant increase of lifting capacity on the fly jib. The system shows its strengths in the TEC crane with fly jib, especially with large outreach, and increases the areas of application. DPS-C can continuously select the pressure range that suits the respective position and get even more lifting power out of the TEC crane at any time.



CONTINUOUS SLEWING SYSTEM

Unrestricted Movement

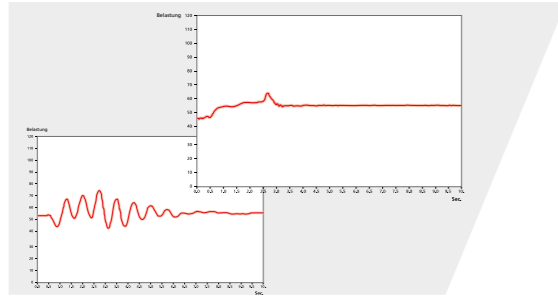
The continuous slewing system offers full flexibility and efficiency in any operation. This feature enables faster unloading, as the crane can be slewed to the desired position using the shortest possible route. This means working in almost any direction without having to reposition the vehicle.



SRC & RTC*

More comfort in rope winch operation

The Synchronized Rope Control (SRC) maintains the distance between pulley head and hook blocks constant while the crane is being operated. In this way, the operator always has the certainty that the distance to the load remains constant. The Rope Tension Control (RTC) extends operator comfort by automatically controlling the rope length at any time and at any position. The combination of these two systems significantly increases the comfort for the operator and also increases the efficiency of each rope winch operation.



AOS*

Oscillation-free work

Active Oscillation Suppression (AOS) is a patented assistance system from PALFINGER, which compensates vibrations and shocks in the vertical direction during crane operation. This reduces backswing to a minimum and ensures a consistently high standard of safety when transporting a load or emptying big bags.



MEXT & WEIGH*

Extended gain in safety and comfort

Thanks to the assistance systems MEXT & WEIGH, working is even safer and more comfortable. MEXT monitors the mechanical extensions and integrates them into the overload protection. On the one hand, the outreach is increased and, on the other hand, the maximum load capacity is adapted to the respective extension. WEIGH enables the load to be weighed directly at the crane tip. It is also possible to summarize the last ten loads with the date and time.



LANE LOCK*

Maximum Safety – The LANE LOCK feature for your loader crane

Unwanted slewing into dangerous areas such as oncoming traffic or restricted zones is effectively prevented with the innovative LANE LOCK assistance function. A preset lock can be activated via the menu of the RRC, reliably limiting the loader crane's slewing range. With flexible adaptation to the vehicle design and intuitive operation, full control is ensured at all times – for enhanced safety and precision on every job site.



SLEWING LOCK*

Custom Locking Zones – Limitation with the SLEWING LOCK function

Full control over the loader crane can be maintained while specifically blocking unauthorized slewing areas. With the SLEWING LOCK function, custom angles can be set to safely restrict dangerous zones. Two points can be defined via the remote control to establish the restricted area – ensuring maximum control and safety, regardless of the vehicle's position.



HEIGHT & BOUND*

Two new assistance systems – in one package, for even more safety

With HEIGHT, an innovative height limitation system, a defined height within the working area is not exceeded. By moving the crane tip to the desired height and setting a point, HEIGHT can be easily configured via the radio remote control. Alternatively, the height limit can be set manually in meters. Once the crane reaches this limit, it automatically stops all lifting and extension movements.

The BOUND function provides a useful enhancement of the SLEWING LOCK thanks to full sensor integration on the crane. By setting just two points, a „virtual wall“ is created that limits the crane's movement range. This allows for easy blocking off hazardous areas on the job site.



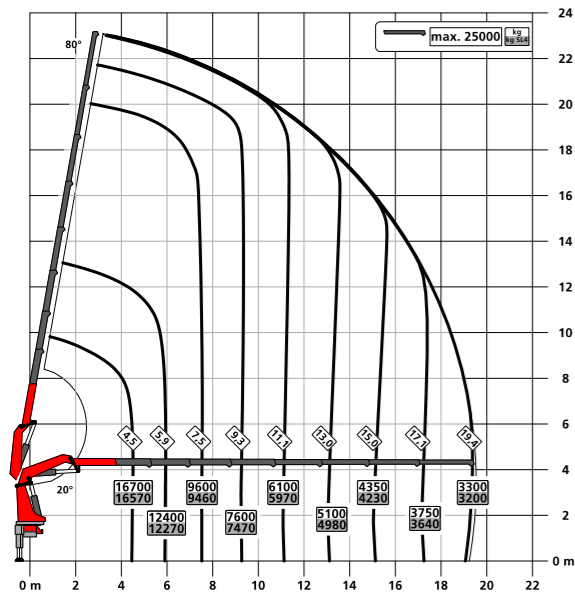
PALFINGER EQUIPMENT

Perfectly coordinated crane tools for more efficient, more comfortable and safer work

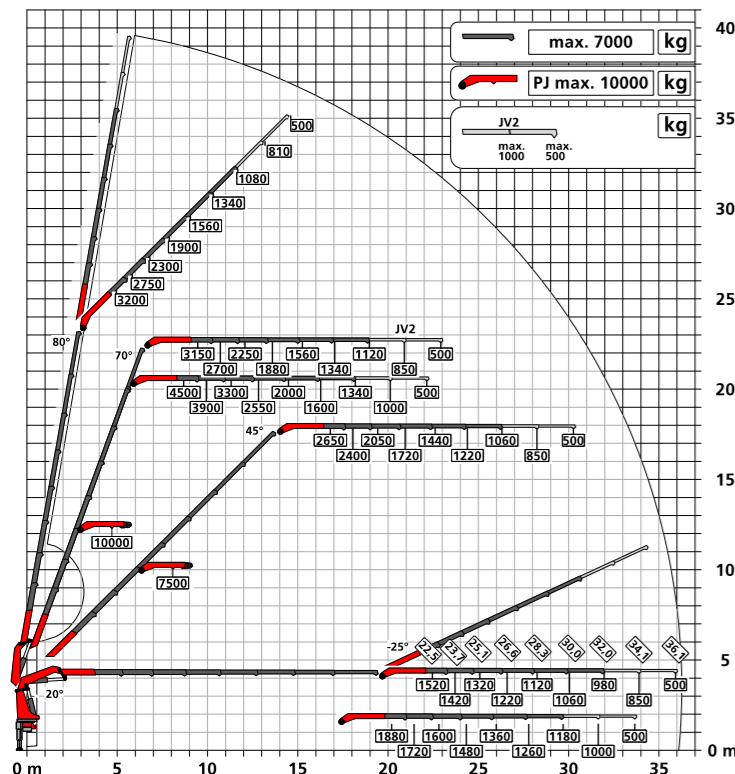
We know - our customers are professionals, and professionals will only be satisfied with the best equipment to make TEC cranes a multifunctional solution. No matter what the application is, if required, we have the right equipment for the perfect overall solution.

LIFTING CAPACITY DIAGRAMS

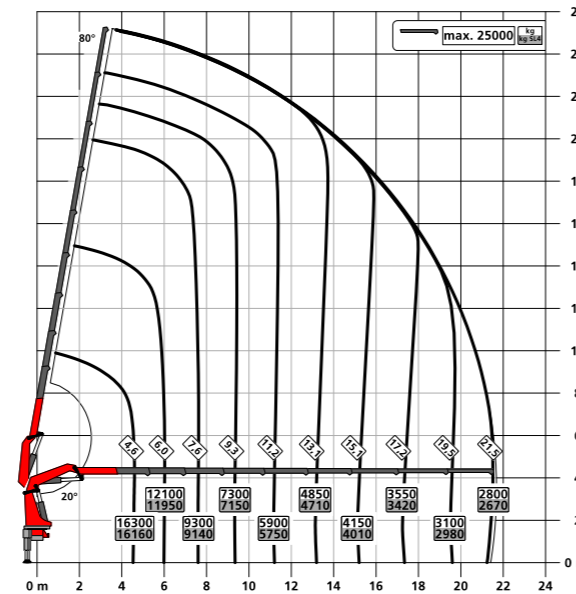
G



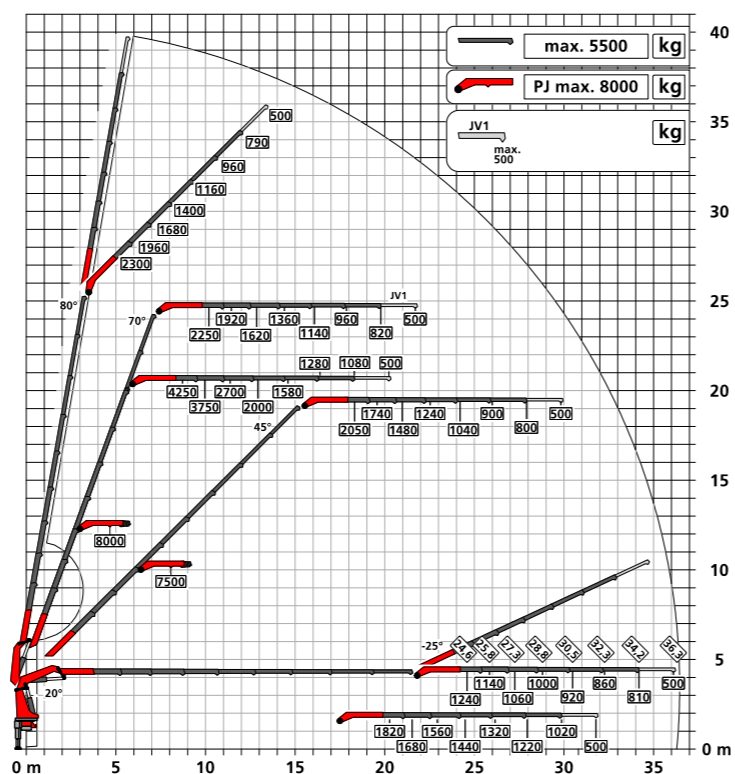
G PJ 190 EJV2 DPS-C



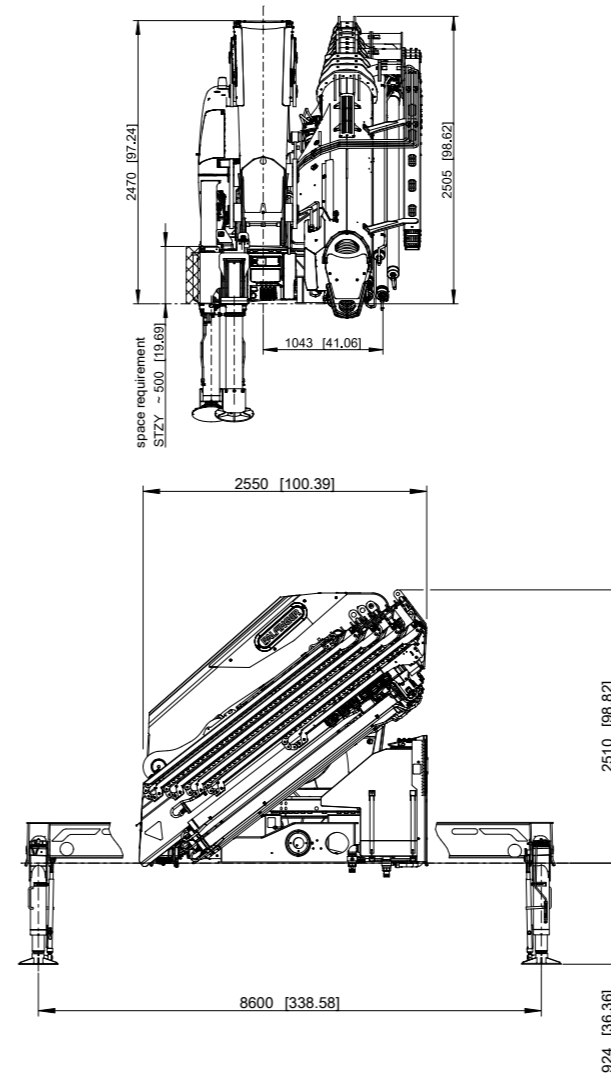
H



H PJ 150 EJV1 DPS-C



DIMENSIONS



TECHNICAL SPECIFICATIONS

EN 12999 HC1 HD5/S1

Max. lifting moment	82.8 mt / 812.7 kNm
Max. lifting capacity	25,000 kg / 245.3 kN
Max. hydraulic outreach	21.7m
Max. outreach with fly jib and mech. extension (JV1)	36.5 m
Slewing angle	continuous
Slewing torque	8.4 mt / 82.4 kNm
Stabilizer spread (Std.)	8.60 m
Fitting space required (Std.)	1.64 m
Crane width folded	2.55 m
Max. operating pressure	385 bar
Recommended pump capacity	from 100 l/min to 130 l/min
Dead weight (Std.)	from 7,160 kg

EQUIPMENT VERSION

STANDARD

- Radio remote control P6 or PALCOM P7
- FLOW
- PALTRONIC 180
- Control valve LX-6
- Soft Stop
- High Power Lifting System S-HPLS (+15 %)
- Powerlink Plus
- Inclination Angle Monitoring IAM
- Slewing Angle Monitoring SAM
- Boom Angle Monitoring BAM
- Stabilizer Extension Monitoring SEM

OPTIONAL

- SMART CONTROL
- MEMORY POSITION
- LEVELING ASSISTANT
- P-FOLD
- LANE LOCK
- SLEWING LOCK
- SUPPORT FORCE LIMIT
- HEIGHT & BOUND
- Workman Basket
- Fall Protection Mode FPM
- Active Oscillation Supression AOS
- Synchronised Rope Control SRC
- Rope Tension Control RTC
- High Performance Stability Control HPSC-PLUS LOAD | GEOM | FSTAB
- Dual Power System Continuous DPS-C at fly jib with BEM
- Mechanical Extension Monitoring MEXT
- Load weighing function WEIGH
- Boom Extension Monitoring BEM
- Multifunction adapter fly jib MFA-J
- Rope winch 2,5 t / 3,5 t

FLY JIB

Version	PJ 150	PJ 190	PJ 240
PK 880 TEC F			E
PK 880 TEC G	E	E	
PK 880 TEC H	E		

KP-PK880TECM1+EN
08/2025

Cranes shown in the leaflet are partially optional equipped and do not always correspond to the standard version. Country-specific regulations must be observed. Dimensions may vary. Subject to technical changes, errors and translation mistakes.