

IVECO

P 240 AXE- E SMART PLUS IVECO 35 S 14 MY2024 GSR

NEW

AVAILABLE

SYMBOLFOTO




SPECIFICATION

- Lightweight and compact double articulated aerial platform for work in tight spaces, mounted on a 3.5 t truck.
- The double pantograph unit guarantees great versatility and the ability to move over in elevated positions.
- Multifunction electric controls for greater precision, speed, and manoeuvring comfort
- Vertical stabilisation with frontwards extending outriggers which compensate for uneven and sloping ground
- Platform with three stabilisation options for all working conditions:
 1. Within the outer vehicle limits: for maximum compactness overall within small spaces
 2. With front crossmembers extended: for maximum performance when working in elevated positions

OFFER INFORMATION

Location details

Modena, 41122 - Italy 

Dealer Name

Palfinger srl

Availability

Available

Product type

New

Dealer E-mail

sales-it@palfinger.com

v.dalcamo@palfinger.com

Dealer phone

0039059252426

MY2024 GSR

3. Partial stabilisation: for maximum performance with minimum overall dimensions.

STANDARD

- 12V socket on basket
- 230V / 16 socket A or 110V / 16A 12V socket on basket
- 40 l diesel tank
- Aerial section centring display for aerial part closing
- Air/water line from the column to the basket
- Anti-collision system cab/boom
- Cage rotation 90°+ 90°
- Hour meter
- Inclinator with audio alarm signal and signal lights relating to aerial work conditions
- Painting with cathodisation process, with KTL system patented by PALFINGER
- Preparation for insulation upgrade ability
- Set of 4 spreader plates with proper housing on the chassis
- Top boom protection.

CONFIGURATION OF THIS UNIT:

- Aluminium cage
- Home function
- RAL 9016

PRODUCT

Manufacturer	PALFINGER	Turret rotation	370°
Model	P 240 AXE-E Smart Plus	Basket size	1.4 x 0.84 x h 1.12 m
Construction year	2026	Basket capacity	250 kg
Outreach	11,60 m	Basket turning device	90+90
Max. height of work	22,9 m	Basket material	Aluminium

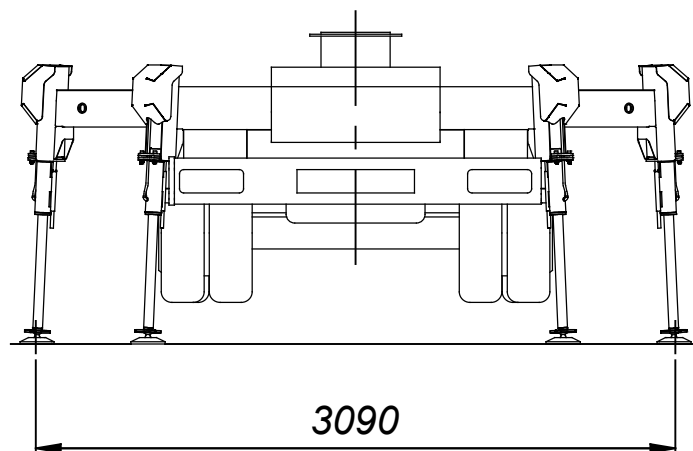
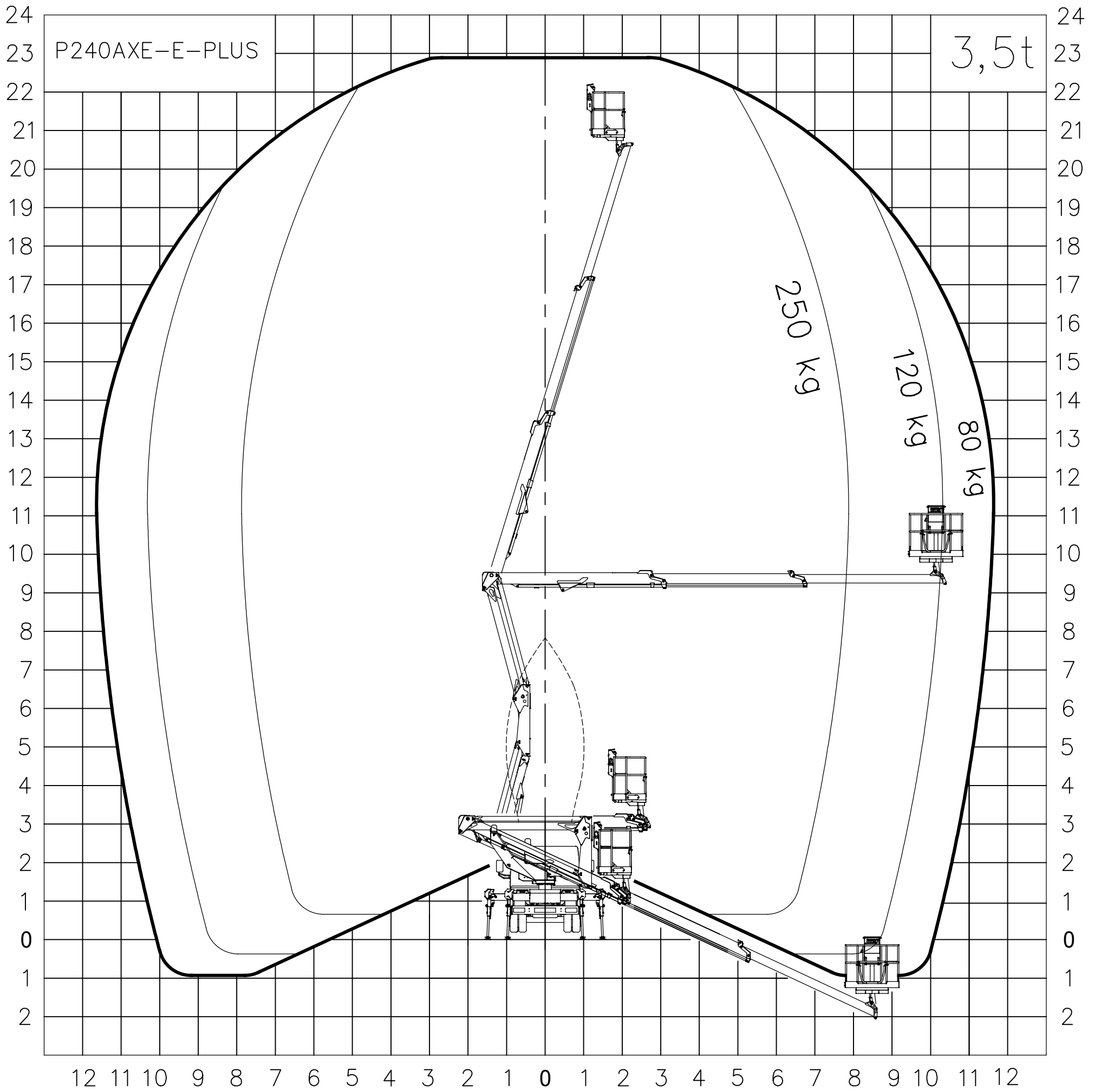
TRUCK

Truck manufacturer	IVECO	Wheel base	3450 mm
Vehicle type	IVECO MY2024 GSR	Emmission standard	EURO 6
Construction year	2026	Axes	4x2
		Gross vehicle weight	3500 Kg

PALFINGER

Palfinger Platforms Italy s.r.l.

A



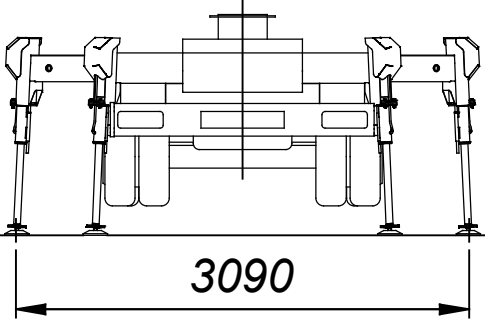
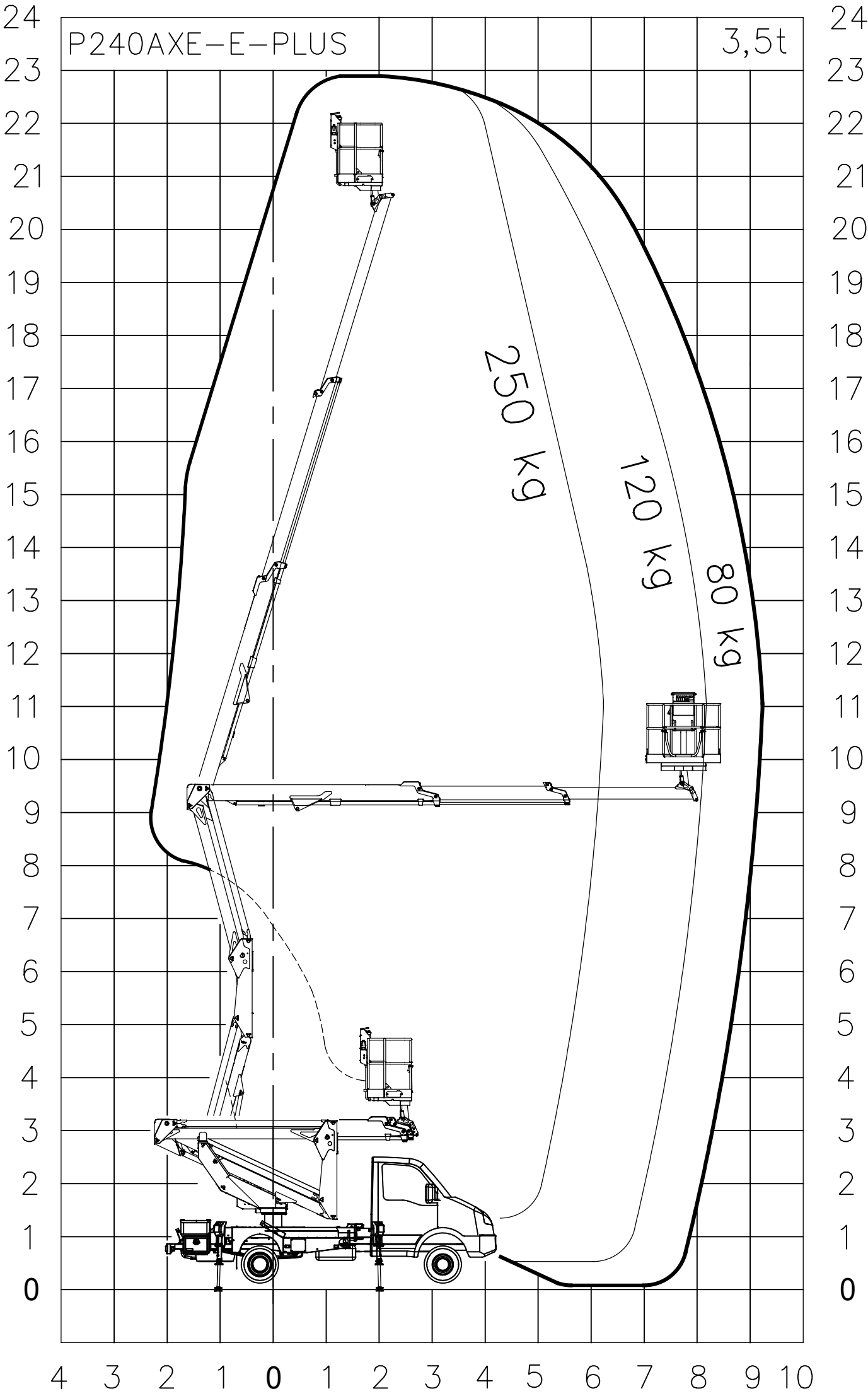
WORK AREA 01_A

P240AXE-E-PLUS ON IVECO DAILY 35S14 WB 3450

PALFINGER

Palfinger Platforms Italy s.r.l.

B

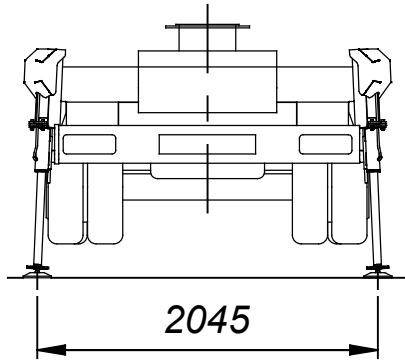
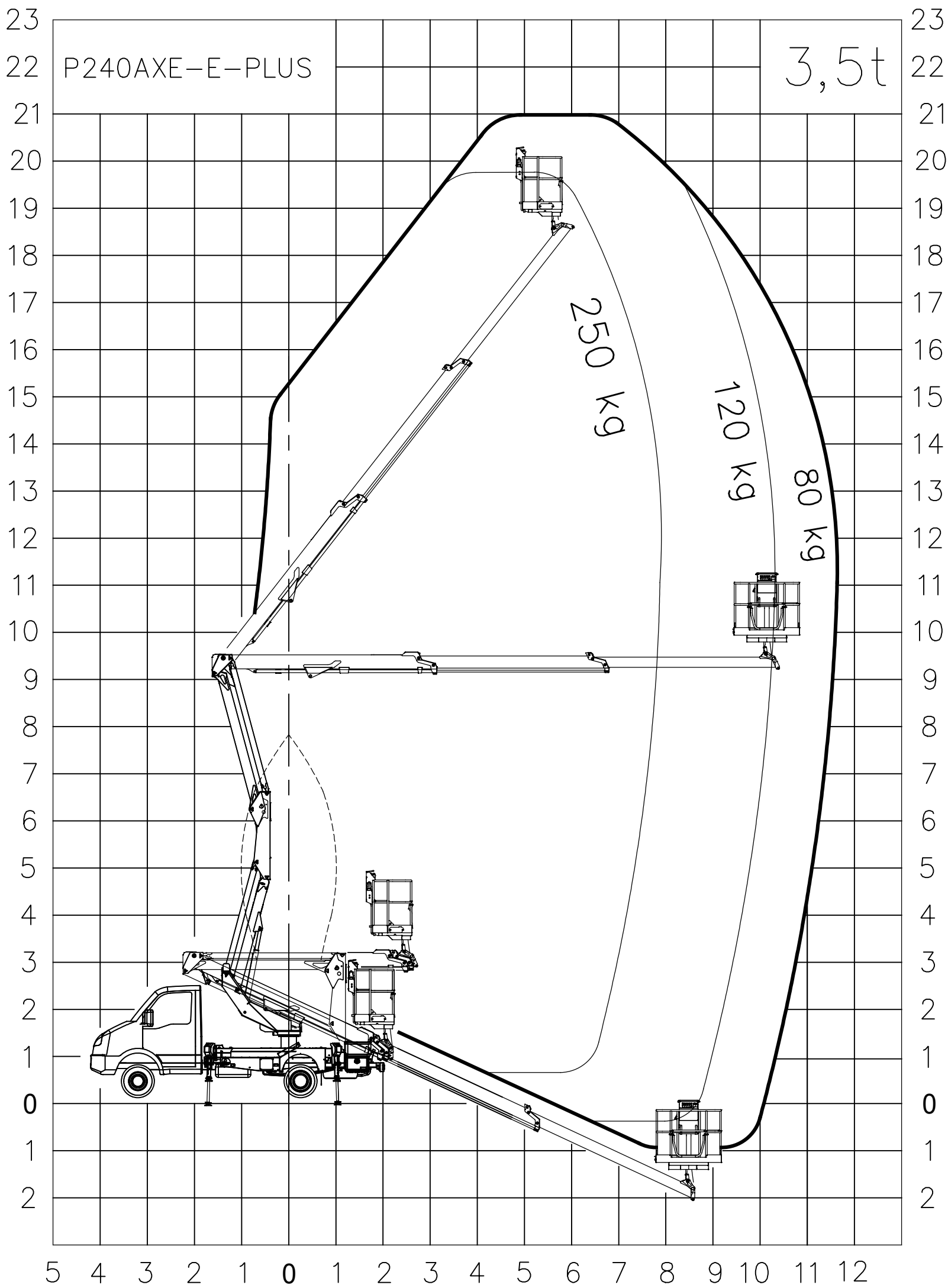


WORK AREA 01_B
P240AXE-E-PLUS ON IVECO DAILY 35S14 WB 3450

PALFINGER

Palfinger Platforms Italy s.r.l.

C

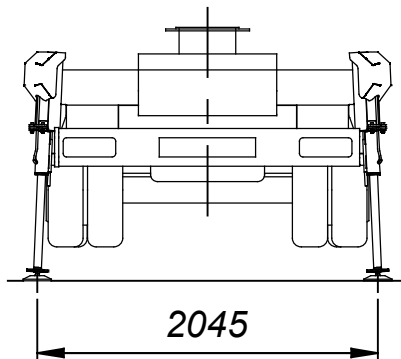
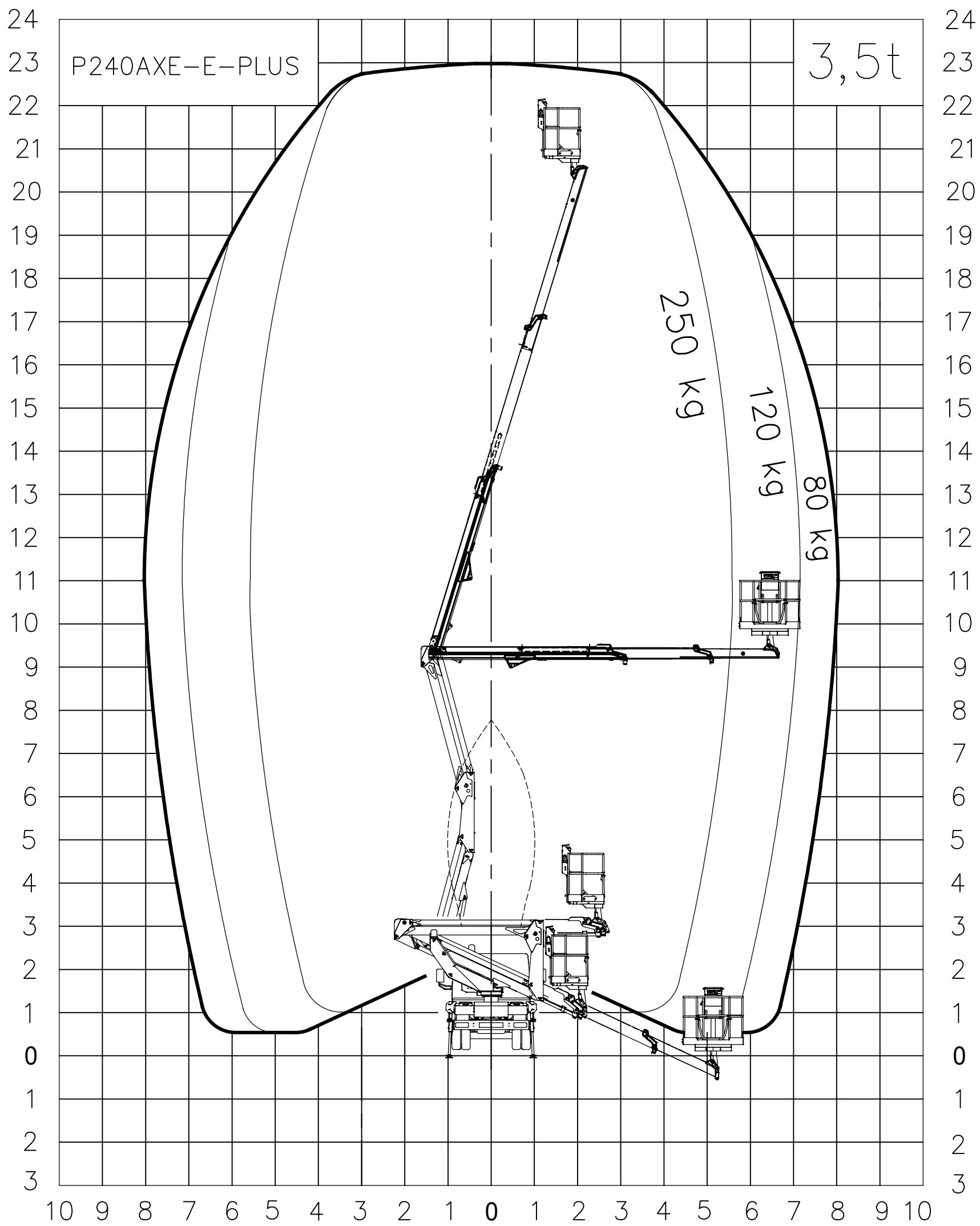


WORK AREA 01_C
P240AXE-E-PLUS ON IVECO DAILY 35S14 WB 3450

PALFINGER

Palfinger Platforms Italy s.r.l.

D

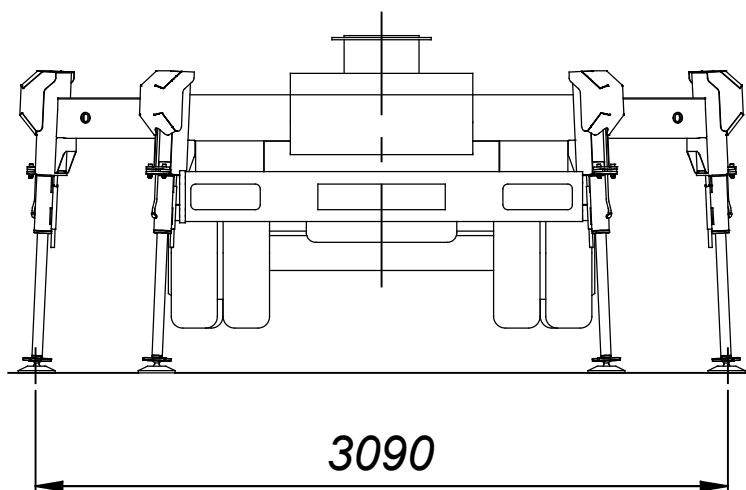
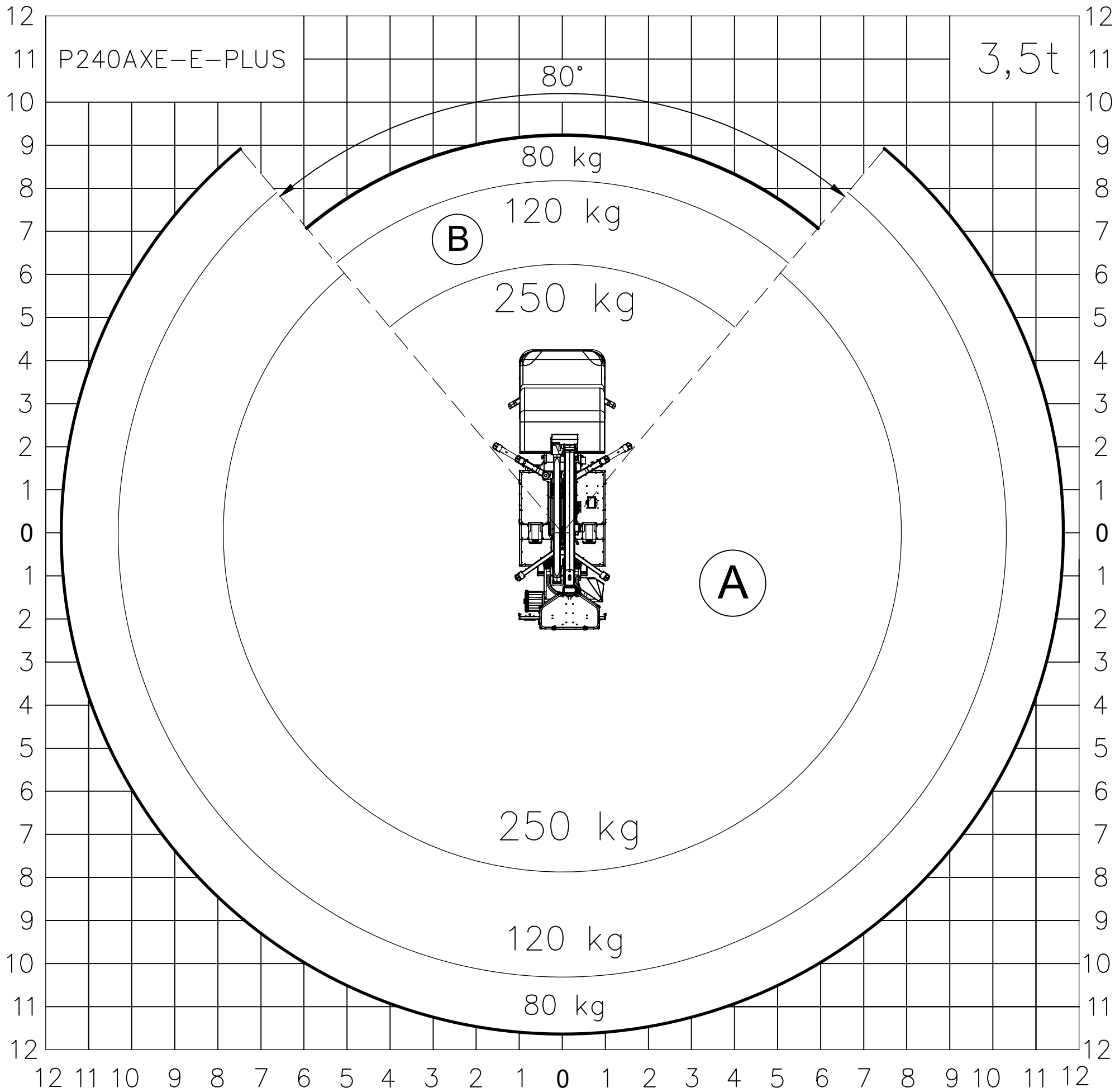


WORK AREA 01_D

P240AXE-E-PLUS ON IVECO DAILY 35S14 WB 3450

PALFINGER

Palfinger Platforms Italy s.r.l.

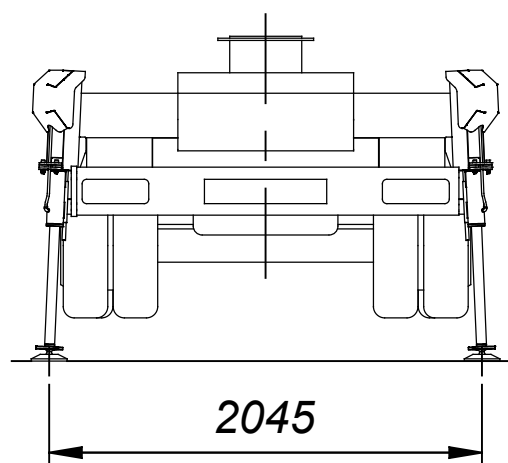
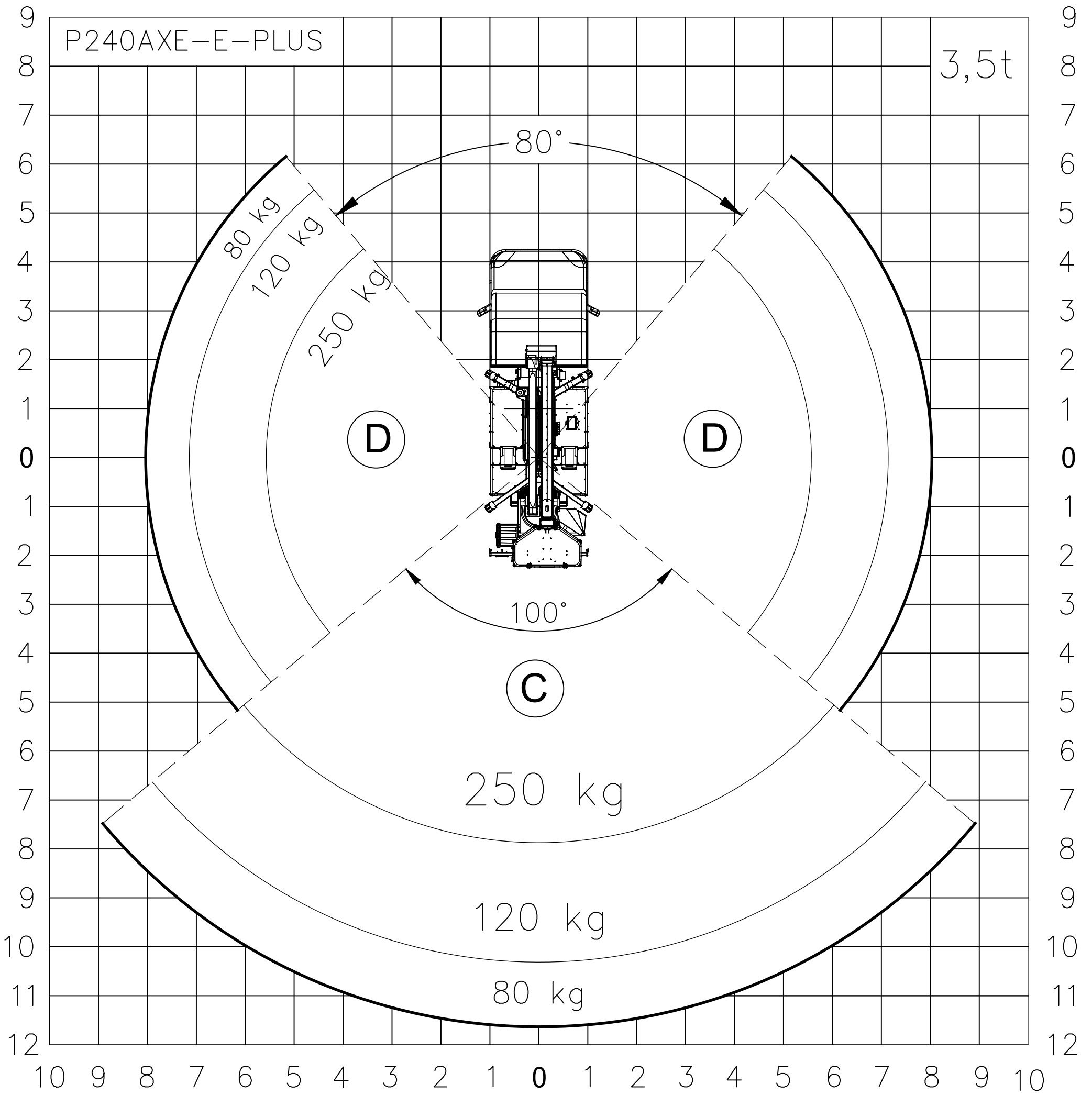


WORK AREA 02_01

P240AXE-E-PLUS ON IVECO DAILY 35S14 WB 3450

PALFINGER

Palfinger Platforms Italy s.r.l.

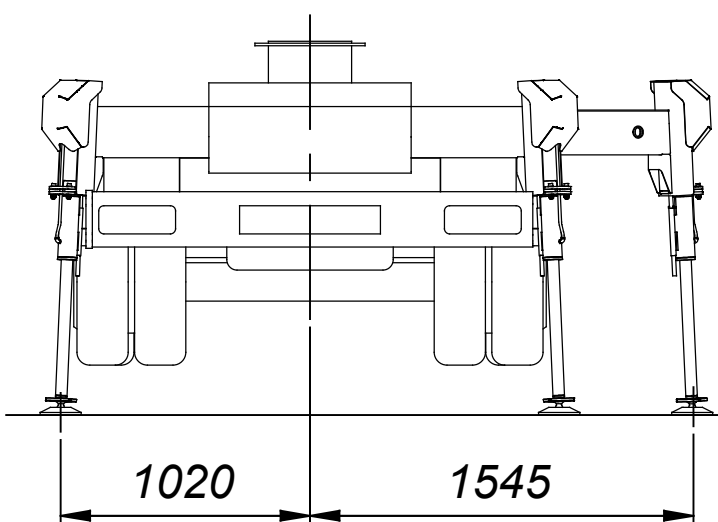
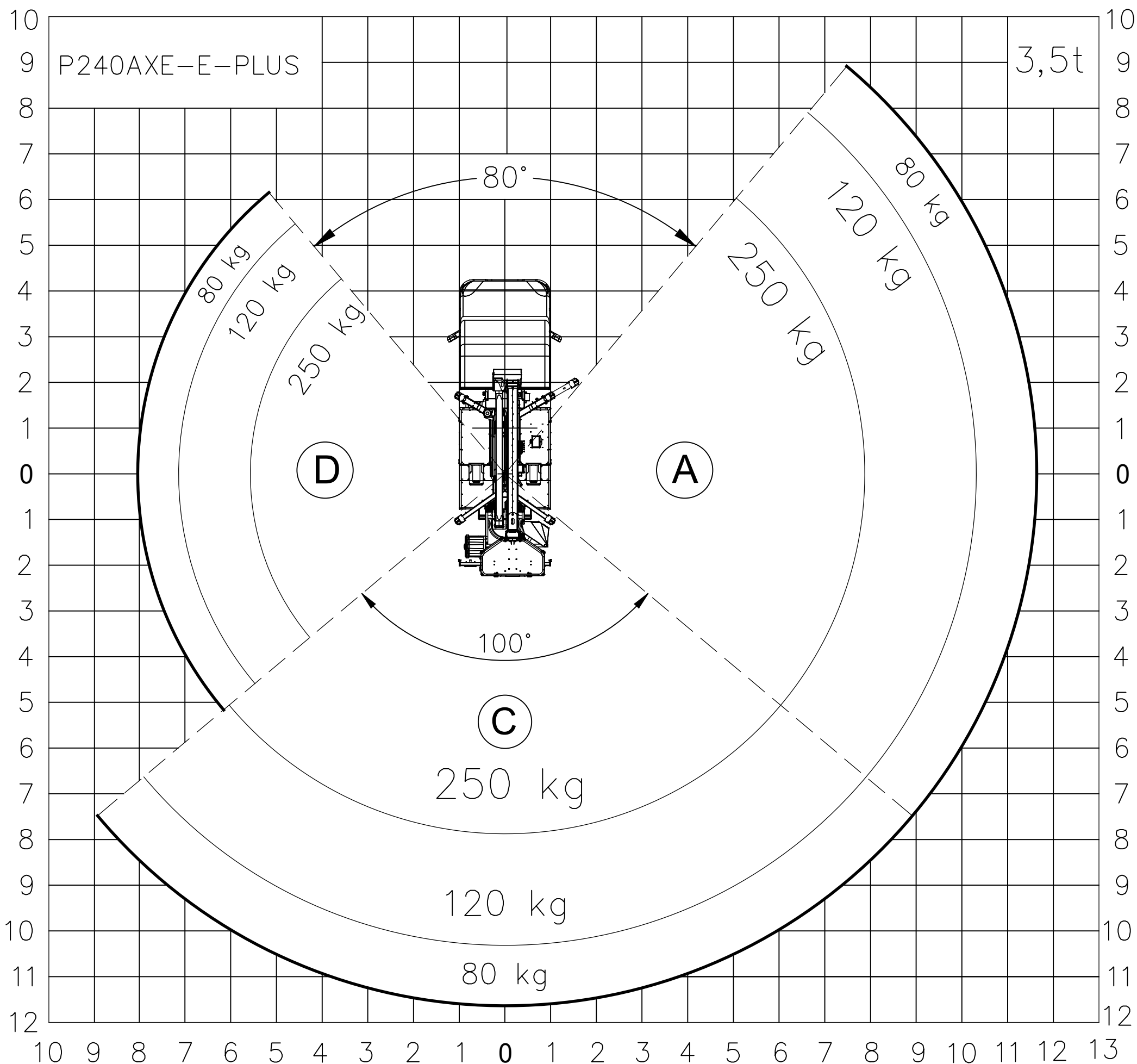


WORK AREA 02_02

P240AXE-E-PLUS ON IVECO DAILY 35S14 WB 3450

PALFINGER

Palfinger Platforms Italy s.r.l.



WORK AREA 02_03

P240AXE-E-PLUS ON IVECO DAILY 35S14 WB 3450

P 240 AXE-E SMART PLUS

COMPACT AND AGILE ON THE ROAD AND DURING POSITIONING, MAXIMUM VERSATILITY AND SAFETY IN ELEVATED POSITIONS

LIFETIME EXCELLENCE



STRENGTHS

- Lightweight and compact double articulated aerial platform for work in tight spaces, mounted on a 3.5 t truck. The double pantograph unit guarantees great versatility and the ability to move over in elevated positions.
- Multifunction electric controls for greater precision, speed, and manoeuvring comfort
- Vertical stabilisation with frontwards extending outriggers which compensate for uneven and sloping ground
- Platform with three stabilisation options for all working conditions:
 - Within the outer vehicle limits: for maximum compactness overall within small spaces
 - With front crossmembers extended: for maximum performance when working in elevated positions
 - Partial stabilisation: for maximum performance with minimum overall dimensions.

STANDARD

- 12V socket on basket
- 230V / 16 socket A or 110V / 16A 12V socket on basket
- 40 l diesel tank
- Aerial section centring display for aerial part closing
- Air/water line from the column to the basket
- Anti-collision system cab/boom
- Cage rotation 90°+ 90°
- Hour meter
- Inclinator with audio alarm signal and signal lights relating to aerial work conditions
- Painting with cathaphoresis process, with KTL system patented by PALFINGER
- Preparation for insulation upgrade ability
- Set of 4 spreader plates with proper housing on the chassis
- Top boom protection.

MAIN ACCESSORIES

- 12V electric pump for emergency lowering
- 230V / 16A or 110V / 16A electric pump with quick couplings
- Automatic aerial section closure
- Fibreglass basket instead of the standard aluminium version
- 1000V insulation on fibreglass basket
- Fixed rotary lamp on turret
- Folding left and right side bordering, h 200 mm
- Plastic storage toolbox at the rear
- Protective brushes for arm extension
- Side protection
- Wired remote control for emergency commands.

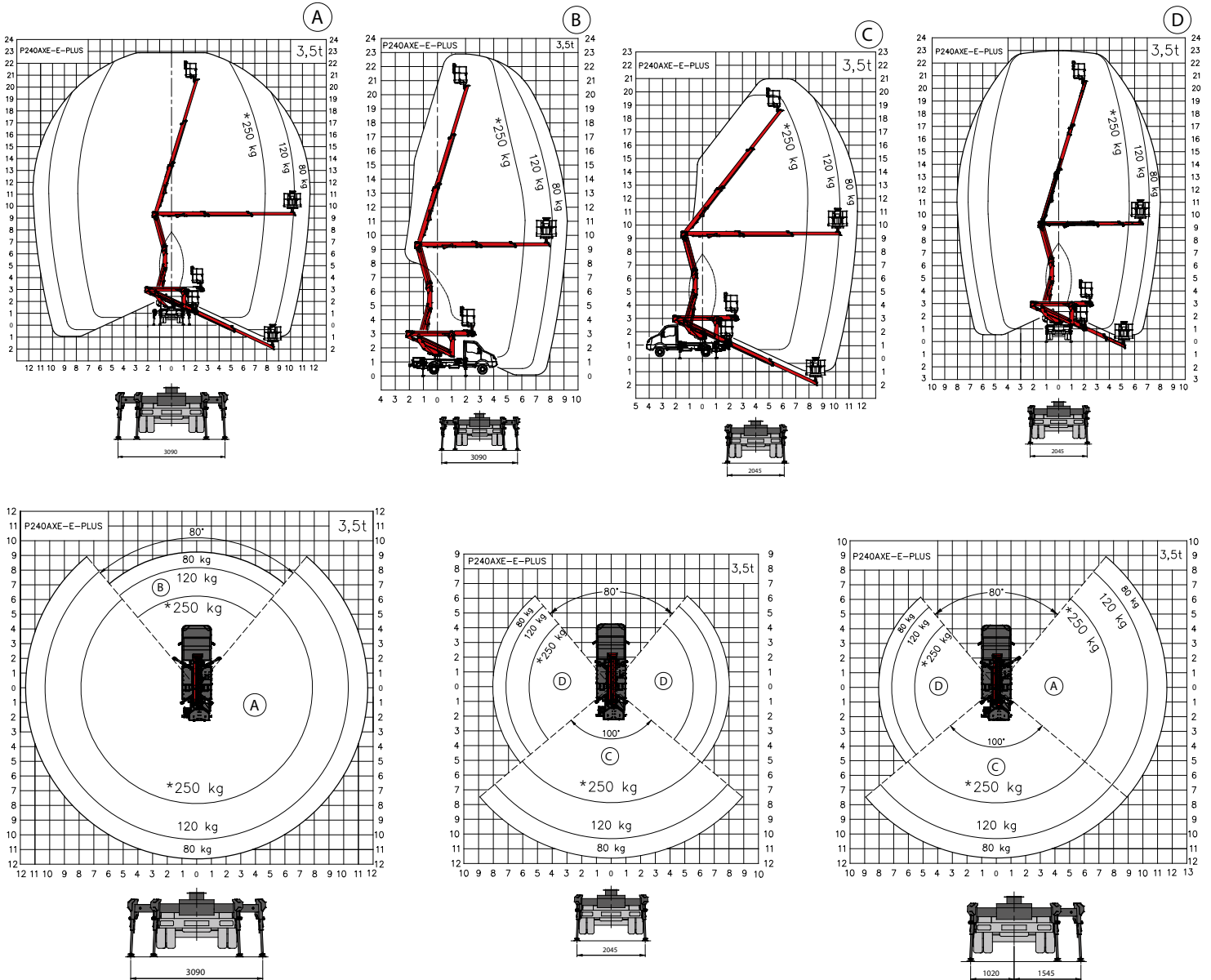
DIMENSIONS



TECHNICAL DATA

	Max. working height	22.9 m		Basket rotation	2x90°
	Max. working height from platform deck	20.9 m		Basket dimensions	m 1.4 x 0.84 x 1.1 h
	Max. working outreach	11.6 m		Max. load allowed per basket	250 kg - 230 kg (FBG)
	Min. outrigger width	2.0 m		Stabilisation	Vertical, with front arms extendable hydraulically
	Max. outrigger width	3.1 m			
	Operating angle of main arm	-25°/+73°		Gross vehicle weight	3.5 t
	Turret rotation	370°			

WORK AREA



Weights may vary by +/- 5%
 Technical data may vary by +/- 3%
 *230 kg for FBG basket

CONTACT DETAILS**PALFINGER PLATFORMS ITALY SRL**

Via Enrico De Nicola, 31
41122 Modena (MO) - Italy
TEL: +39 059 252426
EMAIL: info@palfingerplatformsitaly.it

KP-P240AXE/ESM1+EN

The illustrations in the brochure may show units equipped with optional accessories and not always the standard version. National legislation must be complied with during construction/assembly. The dimensions stated are not binding. The company cannot be held responsible for any changes in technical information, inaccuracies, or translation errors.

PALFINGER

P 240 AXE-E SMART PLUS

**COMPATTA, AGILE SU STRADA
E NEL POSIZIONAMENTO,
MASSIMA VERSATILITÀ E
SICUREZZA IN ALTEZZA**

LIFETIME EXCELLENCE



PUNTI DI FORZA

- Piattaforma aerea doppio articolata leggera e compatta per operare in spazi ristretti, installata su autocarro 3,5 t. Il doppio pantografo garantisce grande versatilità e la capacità di scavalcare ostacoli in quota.
- Comandi elettrici multifunzione per una maggiore precisione, rapidità e comfort di manovra
- Stabilizzazione verticale con traverse estendibili anteriormente per compensare meglio i dislivelli e le pendenze del terreno
- Piattaforma con tre possibilità di stabilizzazione per ogni condizione di lavoro:
 - In sagoma: per la massima compattezza degli ingombri in spazi ridotti
 - Con traverse anteriori sfilate: per massime prestazioni di lavoro in quota
 - Stabilizzazione parziale: per prestazioni massime con minimo ingombro.

STANDARD

- Anticollisione meccanico cabina/braccio
- Cestello rotante idraulicamente 90° dx + 90° sx
- Contatore funzionamento macchina
- Cuffia protezione bocca-sfilo
- Inclinometro con allarme sonoro e luminoso su condizioni di lavoro aereo
- Linea aria/acqua dalla colonna al cesto
- Piastre ripartitrici allargate con relativi alloggi sul pianale
- Presa 12V sul cestello
- Presa elettrica 230V / 16A or 110V / 16A nel cestello
- Serbatoio diesel 40 lt
- Verniciatura in cataforesi, sistema KTL brevettato PALFINGER
- Visualizzatore centraggio parte aerea per chiusura macchina
- Predisposizione per l'isolamento.








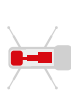




ACCESSORI PRINCIPALI

- Baule porta oggetti in plastica sottopianale
- Carenature laterali telaio
- Cestello in vetroresina in sostituzione dello standard in alluminio
- Chiusura automatica parte aerea
- Elettropompa 12V per la discesa d'emergenza
- Elettropompa 230V / 16A o 110V / 16A con attacchi rapidi
- Filocomando per comandi d'emergenza
- Isolamento 1000V con cestello in vetroresina
- Rotolampada fisso sulla torretta
- Spazzole protezione sfilo braccio
- Spondine ribaltabili su 2 lati h 200 mm.

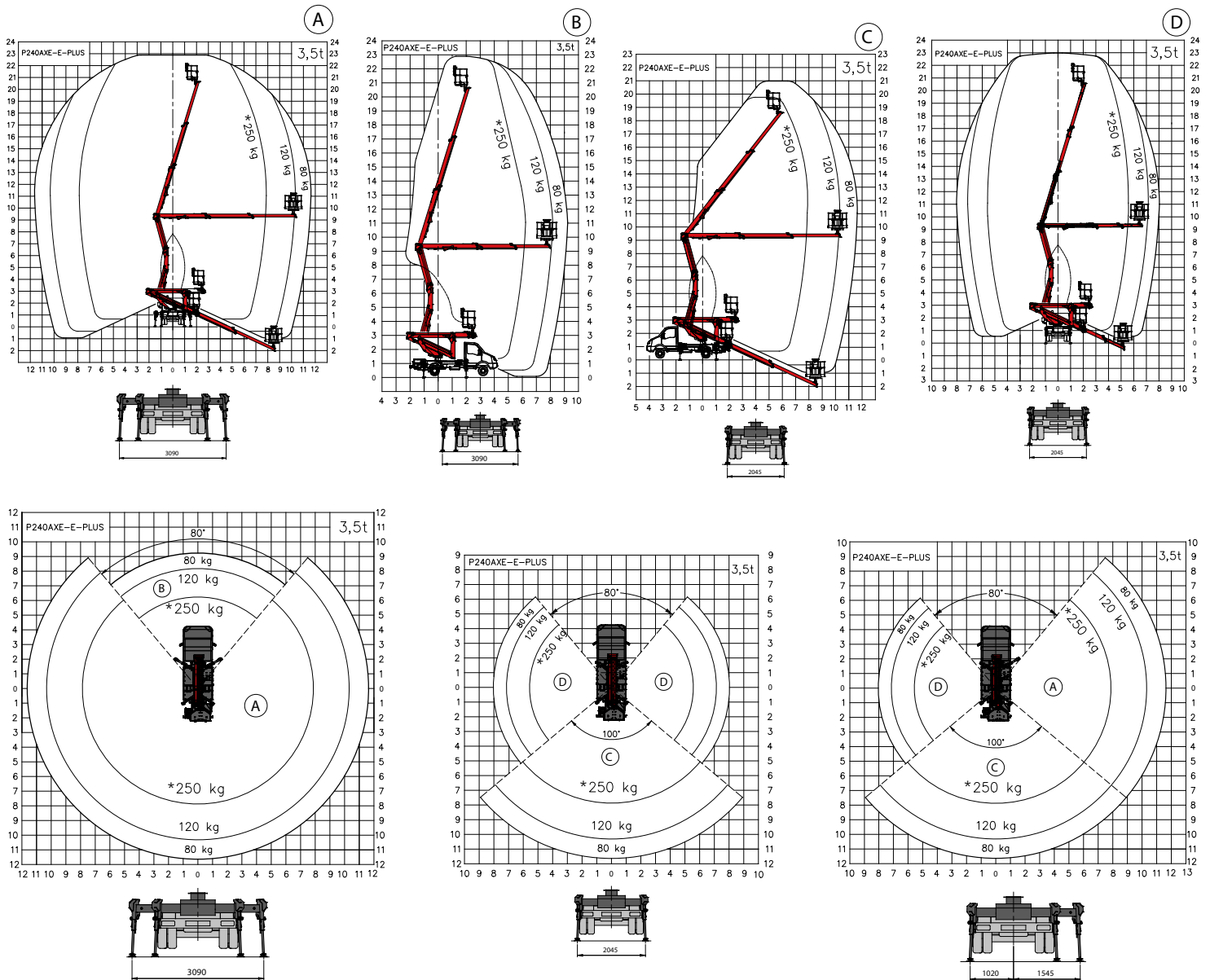
DIMENSIONI



DATI TECNICI

	Max. altezza di lavoro	22,9 m		Rotazione cestello	2x90°
	Max. altezza di lavoro dal piano di calpestio	20,9 m		Dimensioni del cestello	m 1,4 x 0,84 x 1,1 h
	Sbraccio max. di lavoro	11,6 m		Max. carico ammesso per cestello	250 kg - 230 kg VTR
	Larghezza min. stabilizzatori	2,0 m		Stabilizzazione	Verticale, bracci anteriori estendibili idraulicamente
	Larghezza max. stabilizzatori	3,1 m			
	Angolo operativo del braccio principale	-25°/+73°		Massa complessiva veicolo	3,5 t
	Rotazione Torretta	370°			

DIAGRAMMI DI LAVORO



Masse suscettibili ad una variazione +/- 5%
 Dati tecnici suscettibili ad una variazione +/- 3%
 *230 kg con il cestello in VTR

CONTATTO**PALFINGER PLATFORMS ITALY SRL**

Via Enrico De Nicola, 31
41122 Modena (MO) - Italy
TEL: +39 059 252426
EMAIL: info@palfingerplatformsitaly.it

KP-P240AXE/ESM1+IT

Le unità mostrate nell'opuscolo possono essere equipaggiate con accessori opzionali e non sempre corrispondono alla versione di serie. Nella costruzione è necessario rispettare le normative nazionali. Le dimensioni indicate non sono vincolanti. Con riserva di modifiche tecniche, errori ed errori di traduzione.