

TUNLIFT

IVECO DAILY 70C18

NEW

AVAILABLE



SPECIFICATION


- Truck startup and shutdown from the control console
- "Mobile construction site "sign affixed to the rear of the machine equipped with 4 orange flashing lights
- Control console
- Closed machine control
- Adjustable high intensity lamps installed in platform in order to illuminate the intervention points
- Load limiter
- Tunnel inspection platform with extendable basket and tilting to adapt to the tunnel vault.
- Yellow-colored rotolamps on the vehicle cab
- Hydraulically powered and steerable wheels that can be activated from the platform in self-propelled mode
- Platform access ladder illuminated upon activation of the machine

OPTIONAL INCLUDED:

Prior sale and changes reserved!

OFFER INFORMATION

Location details

Modena, 41122 - Italy 

Dealer Name

Palfinger SRL

Availability

Available

Product type

New

Contact person

Palfinger SRL

Dealer E-mail

info@palfingerplatformsitaly.it

Dealer phone

059252426

Print date: 5 Apr 2026, 12:01:09

- Professional 10 bar air compressor that can be activated from the platform
- Power generator 230 v - 5 kw activated from the platform
- Electric motor for operation of only the machine 230 v/2.2kw
- High-pressure water jet 200 bar
With water storage on board

PRODUCT

Manufacturer	PALFINGER	Max. height of work	7,00 m
Model	TUNLIFT	Basket capacity	500 kg
Construction year	2022	Basket material	ALU

TRUCK

Truck manufacturer	IVECO	Emmission standard	EURO 6
Wheel base	3700	Axes	4x2
		Gross vehicle weight	7,5 TON

PALFINGER

TUNLIFT 7.37-500

**IDEALE PER INTERVENTI
STRADALI DINAMICI, LA
MANUTENZIONE DI GALLERIE
E SOTTOPASSAGGI.**

LIFETIME EXCELLENCE



PUNTI DI FORZA

- Piattaforma concepita per le esigenze dei lavori stradali; ad esempio, interventi in gallerie, sottopassaggi, ponti, autostrade, strade.
- Attacchi per corrente elettrica, acqua, aria compressa predisposti in piattaforma.
- Movimentazione dell'autocarro da cesto come semovente.
- Cesta basculante ed estensibile
- Possibilità di ispezionare tutta la volta della galleria senza limitare il traffico sulla corsia di marcia opposta.

STANDARD






- Agganci cinture di sicurezza
- Avviamento e spegnimento autocarro dalla consolle di comando
- Cartello "cantiere Mobile" applicato sul retro della macchina dotato di 4 luci lampeggianti arancioni
- Consolle di comando
- Controllo macchina chiusa
- Lampade alta intensità orientabili installate in piattaforma al fine di illuminare i punti di intervento
- Limitatore di carico
- Piattaforma tunnel inspection con cesto estendibile e basculante per adattarsi alla volta del tunnel.
- Rotolampade di colore giallo sulla cabina del veicolo
- Ruote motorizzate idraulicamente e sterzanti, attivabili dalla piattaforma in modalità semovente
- Scala di accesso alla piattaforma illuminate all'attivazione della macchina

ACCESSORI PRINCIPALI

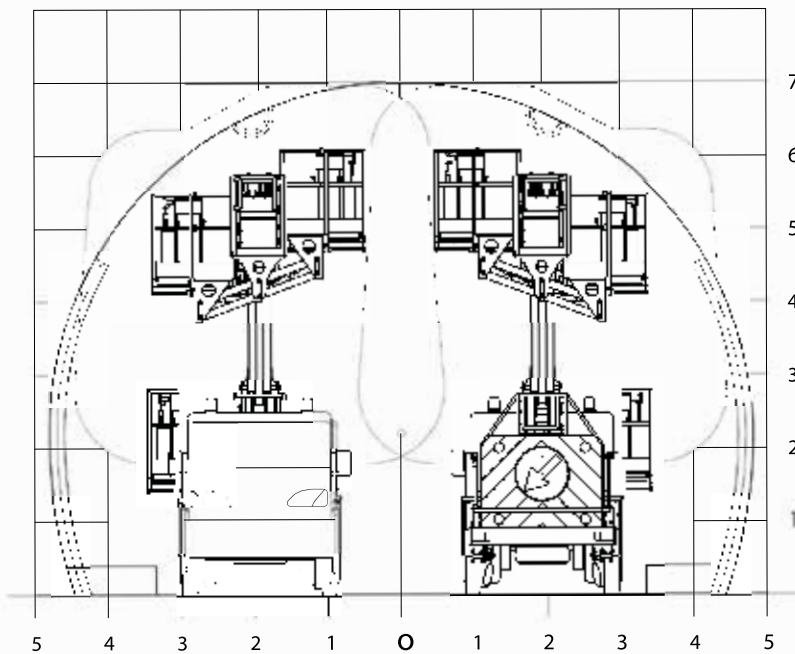
- Compressore d'aria professionale 10 bar attivabile dalla piattaforma
- Generatore di corrente 230 v - 5 kw attivabile dalla piattaforma
- Motore elettrico di funzionamento della sola macchina 230 v/2.2kw
- Idrogetto alta pressione 200 bar con accumulo di acqua a bordo



DATI TECNICI

	Max. altezza di lavoro	7 m
	Sbalzo operativo laterale	M 1,0 dx + 1,0 m sx
	Portata massima	500 Kg
	Comandi	Elettro-idraulici
	Stabilizzazione	N 4 a discesa diretta

DIAGRAMMI DI LAVORO



Masse suscettibili ad una variazione +/- 5%
Dati tecnici suscettibili ad una variazione +/- 3%
*230 kg con il cestello in VTR

DIMENSIONI



CONTATTO**PALFINGER PLATFORMS ITALY SRL**

Via Enrico De Nicola, 31
41122 Modena (MO) - Italy
TEL: +39 059 252426
EMAIL: info@palfingerplatformsitaly.it

Le unità mostrate nell'opuscolo possono essere equipaggiate con accessori opzionali e non sempre corrispondono alla versione di serie. Nella costruzione è necessario rispettare le normative nazionali. Le dimensioni indicate non sono vincolanti. Con riserva di modifiche tecniche, errori ed errori di traduzione.

PALFINGER

P 160 A LOW SMART
AGILE AND COMPACT, WITH
STABILISATION WITHIN
VEHICLE LIMITS, PERFECT
FOR TOWN CENTRES

LIFETIME EXCELLENCE



STRENGTHS

- Basket rotation 90° left and 90° right as standard for greater agility
- Ultra-compact installation on short-wheelbase vehicles and stabilisation within truck's outer limits enable agile operation in even the most inaccessible urban contexts
- Long stabiliser stroke for optimal compensation of uneven ground

STANDARD












- 12 V socket on basket
- 230 V or 110 V / 16 A socket on basket
- 90°+90° basket rotation
- Basket air/water line
- Electric hour meter
- Emergency hand pump
- Emergency stop buttons
- Engine start and stop from basket
- Flanged lock valves on all cylinders
- Levelling control device
- Magnetic flashing beacon for vehicle cab
- Panel light test button
- Relief valves on hydraulic system
- Stabiliser/boom interlock
- Two-sided basket access

MAIN ACCESSORIES

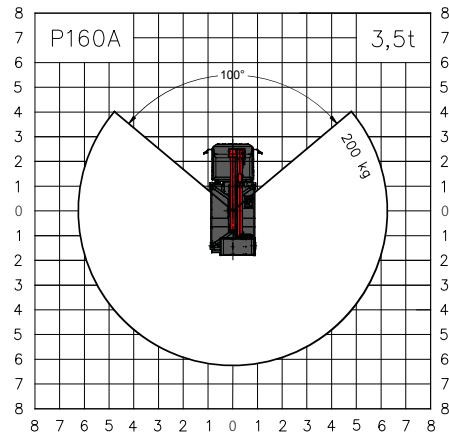
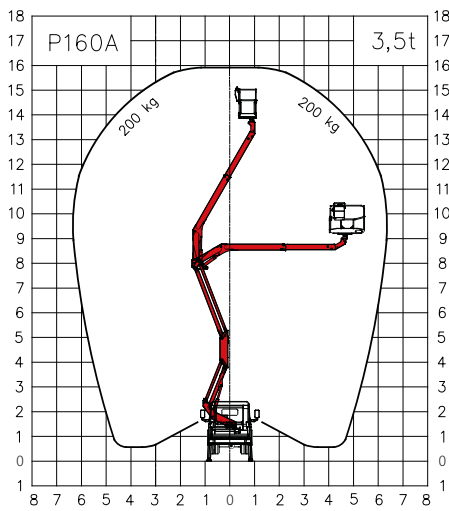
- 230 V / 16 A or 110 V / 16 A electric pump
- 60 W working beacon on basket
- Custom painting of aerial platform
- Custom painting of truck cab
- Fibreglass basket as alternative to standard
- Fibreglass basket with 1000 V insulation as alternative to standard
- Flashing beacon on turntable
- Folding left and right side bordering h 200 m
- Inclinator with acoustic alarm
- Set of brushes to protect telescopic boom
- Weight distributor plates 400x400x40 mm



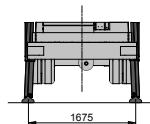
TECHNICAL DATA

	Max. working height	16,0 m		Basket rotation	2x90°
	Max. working height from platform deck	14,0 m		Basket dimensions	m 1,4 x 0,84 x 1,1 h
	Max. working outreach	6,3 m		Basket capacity	200 kg
	Min. stabiliser width	1,85 m		Stabilisation	Vertical within limits of vehicle
	Main boom working angle	-30°/+60°		Gross vehicle weight	3,5 t
	Turntable rotation	260°			

WORK AREA



Weights subject to +/-5% variation
 Technical data subject to +/-3% variation



DIMENSIONS



CONTACT DETAILS**PALFINGER PLATFORMS ITALY SRL**

Via Enrico De Nicola, 31
41122 Modena (MO) - Italy
TEL: +39 059 252426
EMAIL: info@palfingerplatformsitaly.it

KP-P160AM3+EN

Units shown in the brochure may be equipped with optional accessories and are not always standard versions.
National regulations must be complied with during construction.
The dimensions shown are not binding.
Subject to technical changes, errors and translation inaccuracies.